

Şirvanlı Lighting, 1980'den beri faaliyette olan, Türkiye'nin köklü kuruluşlarından Şirvanlı Gruba bağlı bir klasik ve modern harici aydınlatma direkleri ve ürünleri üreticisidir. Tecrübeli ekibi, müşteri memnuniyeti odaklı yaklaşımıyla sokak ve harici aydınlatma pazarına odaklanmıştır. Esnek dizayn ve üretim yetenekleriyle müşterilerine sonsuz çeşitlilikte özelleştirilebilir ürün ve çözümler üretmektedir. Tasarımından üretimine kadar her süreçte yüksek kaliteye önem veren firmanın ürünleri, değişik coğrafyalarda sorunsuz bir şekilde kullanılmaktadır. Şirvanlı Grubun 40 yıllık tecrübesi ve üretim yeteneklerine ilaveten aydınlatma sektörünün ihtiyacı olan laboratuvar, test ekipmanları, tasarım ve simülasyon yazılımlarıyla müşterilerine en ekonomik çözümleri en iyi kalitede ve en kısa sürede sunmaktadır. Dünya çapında bir üretici olma hedefiyle yoluna çıkan firmamız, tecrübeli, büyümeye ve gelişime arzulu ekibiyle hedefine adım adım ilerlemektedir.



As a part of the Şirvanlı group which was founded in 1980 and is one of Turkey's deep-seated establishments, Şirvanlı Lighting is a producer of classic and modern Street and outdoor Lighting solutions. Its experienced staff has focused its customer satisfaction approach to the outdoor Lighting market. With its flexible designs and production capabilities Şirvanlı Lighting can offer endless variety and customization. From design to production throughout the whole process the focus is on quality and the products have proven themselves without fault in all kinds of geography. In addition to the 40 years of experience and production capabilities the Şirvanlı group offers a laboratory, testing equipment, design and simulation programs with which Şirvanlı Lighting can offer the most economic, highest quality and shortest lead times. With its experiences and growth oriented staff our company is edging closer and closer to its goal of becoming a worldwide recognised manufacturer.






Table of Contents

Classic Luminaires



apatite/S
14



apatite/R
14



diopside/S
16



diopside/R
16



aquamarine
18



unakite
20



diamond
22



Citrine Lum.
22

Modern Luminaires



garnet/S
24



garnet/R
24



kunzite/S
26



kunzite/R
26



sphalerite
28



nefrim
30



Larimar
32



Catenary
34

Classic Poles



tanzanite/S
38



tanzanite/R
42



tanzanite/V
46



alexandrite/S
50



alexandrite/R
54



alexandrite/V
58



amazonite/S
62



amazonite/R
66



amazonite/V
70



fluorite/S
74



fluorite/R
78



fluorite/V
82



amethyst/S
86



amethyst/R
90



amethyst/V
94



quartz/S
98



quartz/R
102



quartz/V
106



quartz/L
110



state
114



howlite
118



citrine
118

Modern Poles



palmpole
124



onyx
128



emerald/S
132



emerald/R
132



granat/S
136



granat/R
136



jade
140



agate
144



aventure
148



cyrstal
152



coal
156



topaz/S
160



topaz/R
160



nephrite
164



ametrine
164



beryl
168



lapis
172



benitoit
176



oltu
180



selenite
184

Modern Poles / Bollards



selenite B
190



granat B
192



sapphire
194



jade B
196



zircon
198



celestine
200



anyonite
202



sardonyx
204



beryl B
206



benitoit B
208



pyrite
210



tourmaline
212



almandine
214



citrine B.
214

Classic Brackets / Accessories / Street Furniture



obsidian
218



jasper
220



carnelian
222



ruby
224



lavender
226



sodalite
228



morganite
230



heliodor
232



calcite
234



azurita
236



lage
238



citrine WL.
238



acc/19
242



acc/92
243



acc/17
244



acc/12
245



iguazu
248



sagarmatha
250



galapagos
252



serengeti
254




iguazu byc
256




serengeti trash
258



iguazu trash
259







apatite

apatite

Product Features

- Corrosion resistant die-cast aluminum housing
- Aluminum casting patterns in endless options
- Corrosion-resistant stainless steel fasteners

Body Housing & Finish

- Electrostatic powder coating
- According to desired RAL code, electrostatic powder coating or wet paint over cathaphoresis coating

Luminaire Options



- Apatite / 27W / 3.240lm. / 3000k-4000k-6500k
- Apatite / 54W / 6480lm. / 3000k-4000k-6500k
- Apatite / 80W / 9.600lm. / 3000k-4000k-6500k
- Apatite / 30W / E-27 / 3000k-4000k-6500k

Electrical Properties

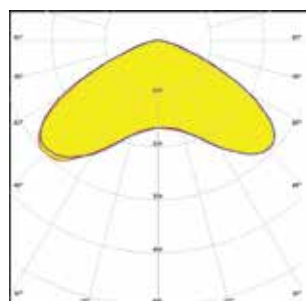
- Current 700mA, 350mA (optional), 525mA (optional)
- Insulation class: CLASS I, CLASS II (optional)
- Energy class: A+
- Input Voltage: 220V - 240V, 120V - 277V (optional) at 50Hz / 60Hz
- Driver Options: Standart (ON/OFF) / DALI / Programmable led driver

Optical Properties

- C13937_STRADA-2X2-C-STP 50x50 Ledil lens
- CRI > 70 (4000K), CRI > 80 (3000K)



C13937_STRADA-2X2-C-STP



Dimensions: 50.0 mm x 50.0 mm

Height: 5.30 mm

Beam for area and street lighting such as parks and pedestrian walkways



apatite/S

apatite/R



diopside

diopside

Product Features

- Corrosion resistant die-cast aluminum housing
- Aluminum casting patterns in endless options
- Corrosion-resistant stainless steel fasteners

Body Housing & Finish

- Electrostatic powder coating
- According to desired RAL code, electrostatic powder coating or wet paint over cataphoresis coating

Luminaire Options

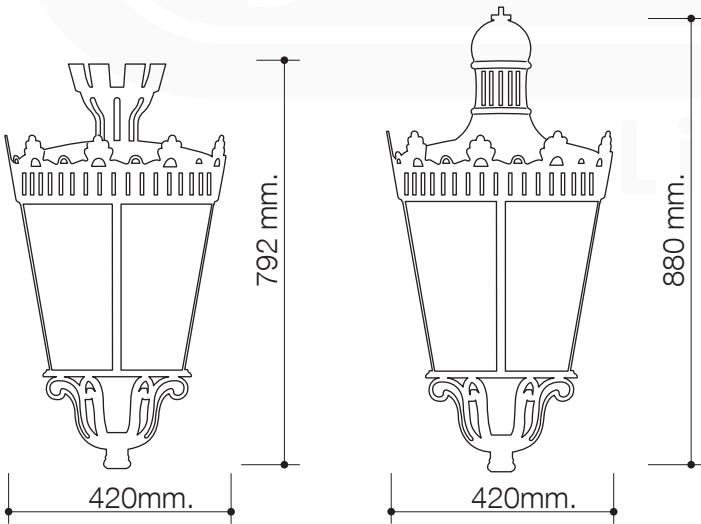

- Diopside / 27W / 3.240lm. / 3000k-4000k-6500k
- Diopside / 54W / 6480lm. / 3000k-4000k-6500k
- Diopside / 80W / 9.600lm. / 3000k-4000k-6500k
- Diopside / 30W / E-27 / 3000k-4000k-6500k

Electrical Properties

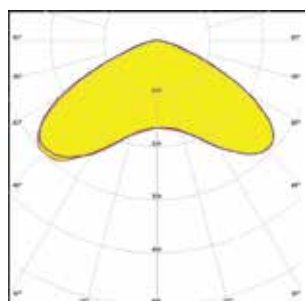
- Current 700mA, 350mA (optional), 525mA (optional)
- Insulation class: CLASS I, CLASS II (optional)
- Energy class: A+
- Input Voltage: 220V - 240V, 120V - 277V (optional) at 50Hz / 60Hz
- Driver Options: Standart (ON/OFF) / DALI / Programmable led driver

Optical Properties

- C13937_STRADA-2X2-C-STP 50x50 Ledil lens
- CRI > 70 (4000K), CRI > 80 (3000K)



C13937_STRADA-2X2-C-STP



Dimensions: 50.0 mm x 50.0 mm

Height: 5.30 mm

Beam for area and street lighting such as parks and pedestrian walkways



diopside/S



diopside/R



aquamarine

aquamarine

Product Features

- Corrosion resistant die-cast aluminum housing
- Aluminum casting patterns in endless options
- Corrosion-resistant stainless steel fasteners

Body Housing & Finish

- Electrostatic powder coating
- According to desired RAL code, electrostatic powder coating or wet paint over cathoresis coating

Luminaire Options


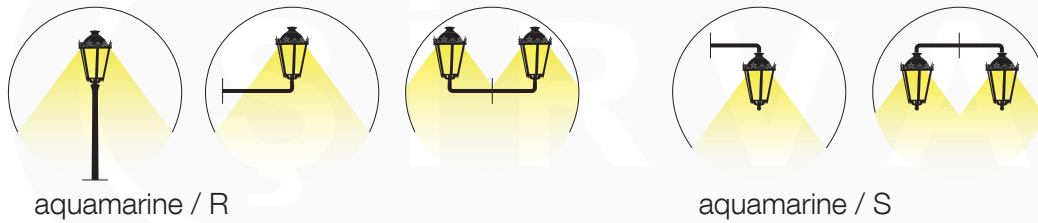
- Aquamarine / 27W / 3.240lm. / 3000k-4000k-6500k
- Aquamarine / 54W / 6480lm. / 3000k-4000k-6500k
- Aquamarine / 80W / 9.600lm. / 3000k-4000k-6500k
- Aquamarine / 30W / E-27 / 3000k-4000k-6500k

Electrical Properties

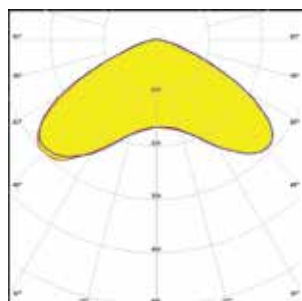
- Current 700mA, 350mA (optional), 525mA (optional)
- Insulation class: CLASS I, CLASS II (optional)
- Energy class: A+
- Input Voltage: 220V - 240V, 120V - 277V (optional) at 50Hz / 60Hz
- Driver Options: Standart (ON/OFF) / DALI / Programmable led driver

Optical Properties

- C13937_STRADA-2X2-C-STP 50x50 Ledil lens
- CRI > 70 (4000K), CRI > 80 (3000K)



C13937_STRADA-2X2-C-STP



Dimensions: 50.0 mm x 50.0 mm

Height: 5.30 mm

Beam for area and street lighting such as parks and pedestrian walkways





unakite

unakite

Product Features

- Corrosion resistant die-cast aluminum housing
- Aluminum casting patterns in endless options
- Corrosion-resistant stainless steel fasteners

Body Housing & Finish

- Electrostatic powder coating
- According to desired RAL code, electrostatic powder coating or wet paint over cataphoresis coating

Luminaire Options

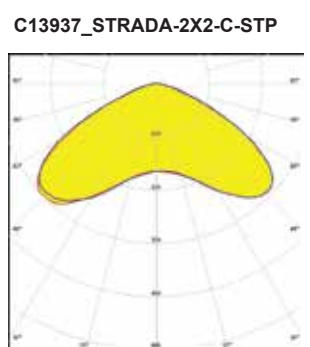
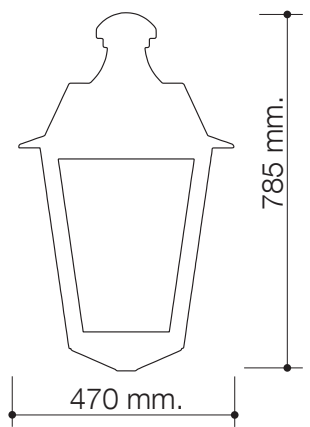
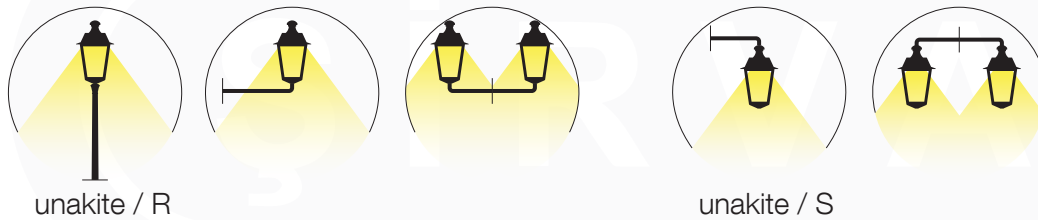
- Unakite / 27W / 3.240lm. / 3000k-4000k-6500k
- Unakite / 54W / 6480lm. / 3000k-4000k-6500k
- Unakite / 80W / 9.600lm. / 3000k-4000k-6500k
- Unakite / 30W / E-27 / 3000k-4000k-6500k

Electrical Properties

- Current 700mA, 350mA (optional), 525mA (optional)
- Insulation class: CLASS I, CLASS II (optional)
- Energy class: A+
- Input Voltage: 220V - 240V, 120V - 277V (optional) at 50Hz / 60Hz
- Driver Options: Standart (ON/OFF) / DALI / Programmable led driver

Optical Properties

- C13937_STRADA-2X2-C-STP 50x50 Ledil lens
- CRI > 70 (4000K), CRI > 80 (3000K)



C13937_STRADA-2X2-C-STP
Dimensions: 50.0 mm x 50.0 mm
Height: 5.30 mm
 Beam for area and street lighting such as parks and pedestrian walkways





diamond

diamond

Product Features

- Corrosion resistant die-cast aluminum housing
- Aluminum casting patterns in endless options
- Corrosion-resistant stainless steel fasteners

Body Housing & Finish

- Electrostatic powder coating
- According to desired RAL code, electrostatic powder coating or wet paint over cataphoresis coating

Luminaire Options

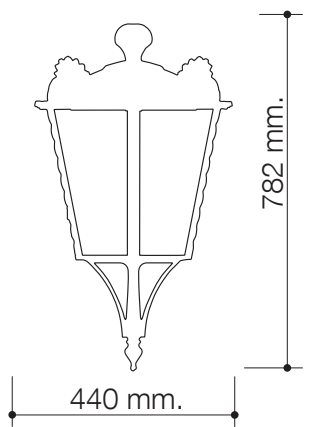
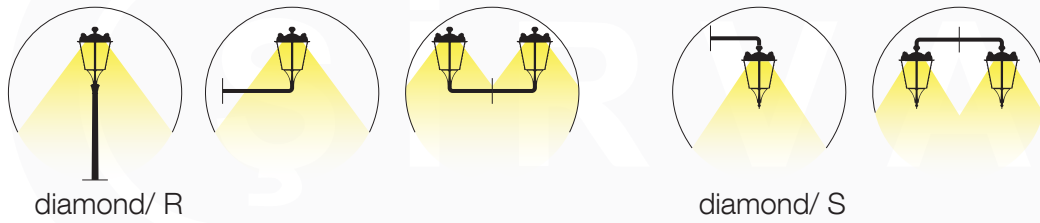
- Diamond / 27W / 3.240lm. / 3000k-4000k-6500k
- Diamond / 54W / 6480lm. / 3000k-4000k-6500k
- Diamond / 80W / 9.600lm. / 3000k-4000k-6500k
- Diamond / 30W / E-27 / 3000k-4000k-6500k

Electrical Properties

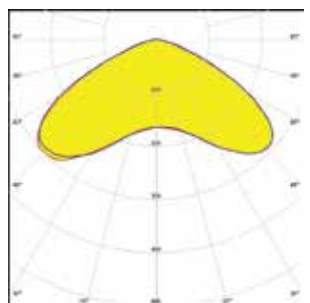
- Current 700mA, 350mA (optional), 525mA (optional)
- Insulation class: CLASS I, CLASS II (optional)
- Energy class: A+
- Input Voltage: 220V - 240V, 120V - 277V (optional) at 50Hz / 60Hz
- Driver Options: Standart (ON/OFF) / DALI / Programmable led driver

Optical Properties

- C13937_STRADA-2X2-C-STP 50x50 Ledil lens
- CRI > 70 (4000K), CRI > 80 (3000K)



C13937_STRADA-2X2-C-STP



Dimensions: 50.0 mm x 50.0 mm
Height: 5.30 mm
Beam for area and street lighting such as parks and pedestrian walkways





Light

garnet

garnet

Product Features

- Corrosion resistant die-cast aluminum housing
- Aluminum casting patterns in endless options
- Corrosion-resistant stainless steel fasteners

Body Housing & Finish

- Electrostatic powder coating
- According to desired RAL code, electrostatic powder coating or wet paint over cathaphoresis coating

Luminaire Options

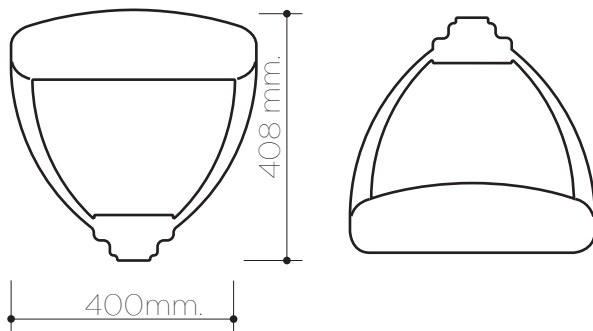

- Garnet / 27W / 3.240lm. / 3000k-4000k-6500k
- Garnet / 54W / 6480lm. / 3000k-4000k-6500k
- Garnet / 80W / 9.600lm. / 3000k-4000k-6500k
- Garnet / 30W / E-27 / 3000k-4000k-6500k

Electrical Properties

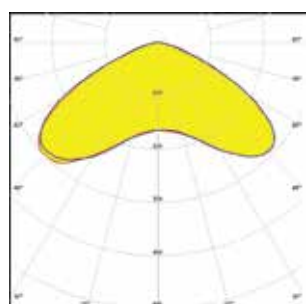
- Current 700mA, 350mA (optional), 525mA (optional)
- Insulation class: CLASS I, CLASS II (optional)
- Energy class: A+
- Input Voltage: 220V - 240V, 120V - 277V (optional) at 50Hz / 60Hz

Optical Properties

- C13937_STRADA-2X2-C-STP 50x50 Ledil lens
- Color temperature: 3000K, 4000K, 2700K (optional)
- CRI > 70 (4000K), CRI > 80 (3000K)



C13937_STRADA-2X2-C-STP



Dimensions: 50.0 mm x 50.0 mm
Height: 5.30 mm
Beam for area and street lighting such as parks and pedestrian walkways



garnet/S



garnet/R



kunzite

kunzite

Product Features

- Corrosion resistant die-cast aluminum housing
- Aluminum casting patterns in endless options
- Corrosion-resistant stainless steel fasteners

Body Housing & Finish

- Electrostatic powder coating
- According to desired RAL code, electrostatic powder coating or wet paint over cathaphoresis coating

Luminaire Options

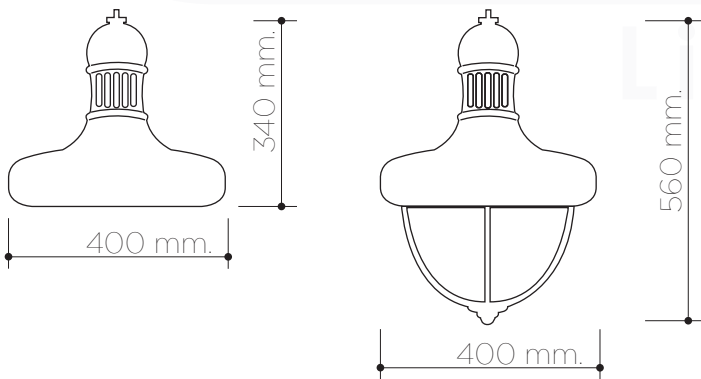
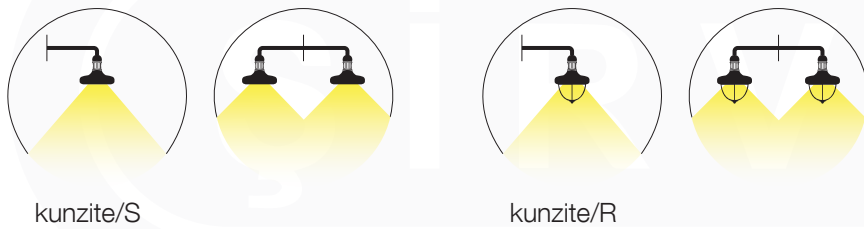
- Kunzite / 27W / 3.240lm. / 3000k-4000k-6500k
- Kunzite / 54W / 6.480lm. / 3000k-4000k-6500k
- Kunzite / 80W / 9.600lm. / 3000k-4000k-6500k
- Kunzite / 30W / E-27 / 3000k-4000k-6500k

Electrical Properties

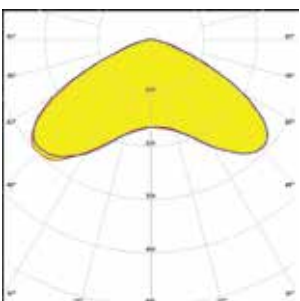
- Current 700mA, 350mA (optional), 525mA (optional)
- Insulation class: CLASS I, CLASS II (optional)
- Energy class: A+
- Input Voltage: 220V - 240V, 120V - 277V (optional) at 50Hz / 60Hz
- Driver Options: Standart (ON/OFF) / DALI / Programmable led driver

Optical Properties

- C13937_STRADA-2X2-C-STP 50x50 Ledil lens
- CRI > 70 (4000K), CRI > 80 (3000K)



C13937_STRADA-2X2-C-STP



Dimensions: 50.0 mm x 50.0 mm

Height: 5.30 mm

Beam for area and street lighting such as parks and pedestrian walkways



kunzite/S



kunzite/R



citrine

citrine lum. eco

Product Features

- Corrosion resistant die-cast aluminum housing
- Aluminum casting patterns in endless options
- Corrosion-resistant stainless steel fasteners

Body Housing & Finish


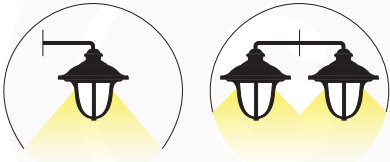
- Electrostatic powder coating
- According to desired RAL code, electrostatic powder coating or wet paint over cataphoresis coating

Luminaire Options

- Citrine/ 60W / 6.600lm. / 3000k-4000k-6500k

Electrical Properties

Paint	:	RAL 9005 TEXTURE
Light Color	:	3000-6500K
CRI	:	CRI>70-80 / IP66 / IK08
LED	:	MID-POWER LED / NICHIA LED
Driver	:	PHILIPS METAL CASE DRIVER / IP67





sphalerite

sphalerite

Product Features

- Corrosion resistant die-cast aluminum housing
- Aluminum casting patterns in endless options
- Corrosion-resistant stainless steel fasteners

Body Housing & Finish

- Electrostatic powder coating
- According to desired RAL code, electrostatic powder coating or wet paint over cathaphoresis coating

Luminaire Options

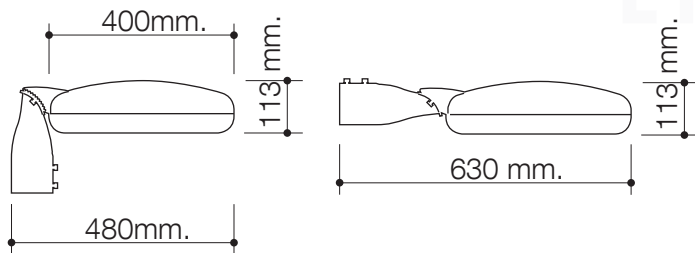
- Sphalerite / 54W / 6.480lm. / 3000k-4000k-6500k
- Sphalerite / 80W / 9.600lm. / 3000k-4000k-6500k
- Sphalerite / 30W / E-27 / 3000k-4000k-6500k

Electrical Properties

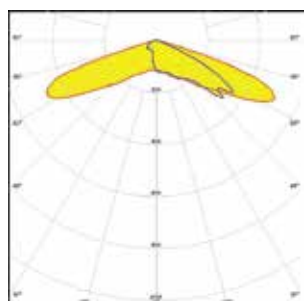
- Current 700mA, 350mA (optional), 525mA (optional)
- Insulation class: CLASS I, CLASS II (optional)
- Energy class: A+
- Input Voltage: 220V - 240V, 120V - 277V (optional) at 50Hz / 60Hz

Optical Properties

- C13937_STRADA-2X2-C-STP 50x50 Ledil lens
- Color temperature: 3000K, 4000K, 2700K (optional)
- CRI > 70 (4000K), CRI > 80 (3000K)



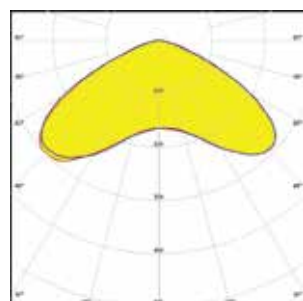
C16280_STRADA-2X2CSP-T3



Dimensions: 50.0 mm x 50.0 mm
Height: 6.40 mm

IESNA Type III (medium) beam for roads that are equal or wider than mounting height.

C13937_STRADA-2X2-C-STP



Dimensions: 50.0 mm x 50.0 mm
Height: 5.30 mm

Beam for area and street lighting such as parks and pedestrian walkways





nefrim

Product Features

- Corrosion resistant die-cast aluminum housing
- Aluminum casting patterns in endless options
- Corrosion-resistant stainless steel fasteners

Body Housing & Finish

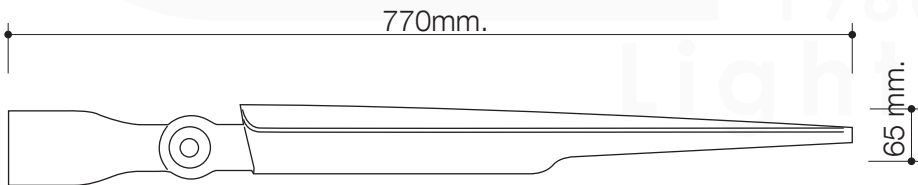
- Electrostatic powder coating
- According to desired RAL code, electrostatic powder coating or wet paint over cataphoresis coating

Luminaire Options

- Nefrim / 30W / 3.600lm. / 3000k-4000k-6500k
- Nefrim / 40W / 4.800lm. / 3000k-4000k-6500k
- Nefrim / 50W / 6.000lm. / 3000k-4000k-6500k
- Nefrim / 60W / 7.200lm. / 3000k-4000k-6500k
- Nefrim / 80W / 9.600lm. / 3000k-4000k-6500k
- Nefrim / 100W / 12.000lm. / 3000k-4000k-6500k
- Nefrim / 120W / 14.400lm. / 3000k-4000k-6500k
- Nefrim / 150W / 18.000lm. / 3000k-4000k-6500k



nefrit



Electrical Properties

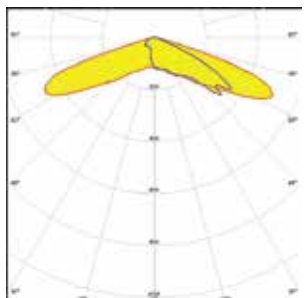
- Current 700mA, 350mA (optional), 525mA (optional)
- Insulation class: CLASS I, CLASS II (optional)
- Energy class: A+
- Input Voltage: 220V - 240V, 120V - 277V (optional) at 50Hz / 60Hz

Optical Properties

- C13937_STRADA-2X2-C-STP 50x50 Ledil lens
- Color temperature: 3000K, 4000K, 2700K (optional)
- CRI > 70 (4000K), CRI > 80 (3000K)



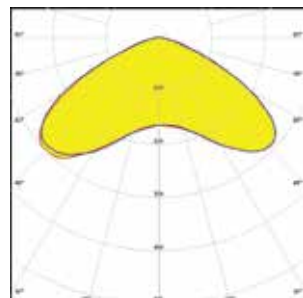
C16280_STRADA-2X2CSP-T3



Dimensions: 50.0 mm x 50.0 mm
Height: 6.40 mm

IESNA Type III (medium) beam for roads that are equal or wider than mounting height.

C13937_STRADA-2X2-C-STP



Dimensions: 50.0 mm x 50.0 mm
Height: 5.30 mm

Beam for area and street lighting such as parks and pedestrian walkways





larimar

Larimar floodlight

Product Features

- High pressure die casted aluminium floodlight body
- High pressure die casted aluminium fixing apparatus
- Ability to mount on ceiling, wall, proril and so on surfaces due to movable fixing equipments
- Impact resistant tempered glass
- Silicone seal
- Stainless steel fasteners

Body Housing & Finish

- Electrostatic powder coating
- According to desired RAL code, electrostatic powder coating or wet paint over cataphoresis coating

Luminaire Options

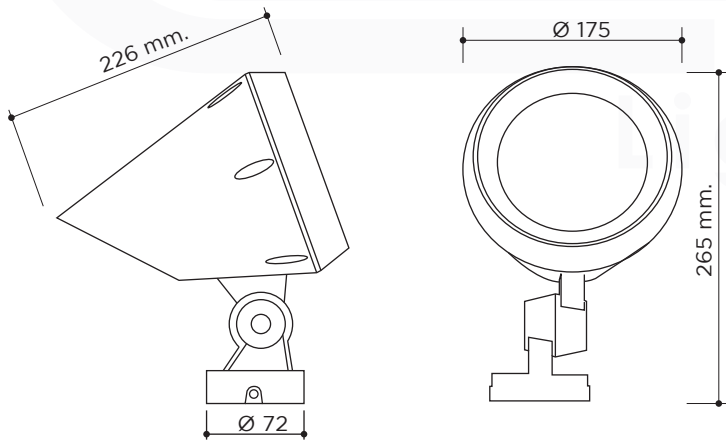
- Larimar / 24W / 2.880lm. / 3000k-4000k-6500k
- Larimar / 40W / 4.800lm. / 3000k-4000k-6500k
- Larimar / 50W / 6.000lm. / 3000k-4000k-6500k

Electrical Properties

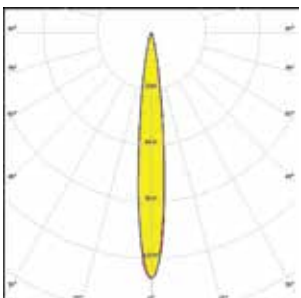
- Current 700mA, 350mA (optional), 525mA (optional)
- Insulation class: CLASS I, CLASS II (optional)
- Energy class: A+
- Input Voltage: 220V - 240V, 120V - 277V (optional) at 50Hz / 60Hz

Optical Properties

- C13937_STRADA-2X2-C-STP 50x50 Ledil lens
- Narrow, medium and wide angle lenses
- Color temperature: 3000K, 4000K options
- CRI > 70 (4000K), CRI > 80 (3000K)

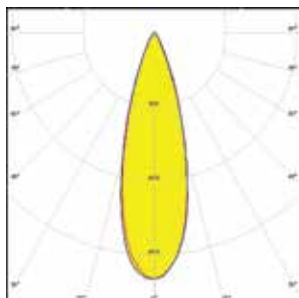


CA11420_TINA2-D



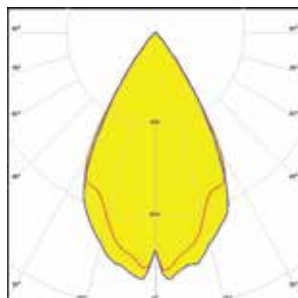
Dimensions: 16.1 mm x 16.1 mm
Height: 9.66 mm
~16° diffused spot beam Assembly with holder and installation tape.

CA12377_TINA2-M



Dimensions: 16.0 mm x 16.0 mm
Height: 9.50 mm
~30° medium beam. Assembly with holder, installation tape and location pins.

CA11176_TINA2-WW



Dimensions: 16.1 mm x 16.1 mm
Height: 11.00 mm
~60° wide beam optimized for Nichia NS6x83. Assembly with holder and installation tape.



catenary

catenary

Product Features

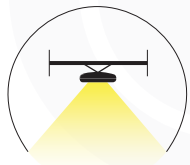
- Corrosion resistant die-cast aluminum housing
- Aluminum casting patterns in endless options
- Corrosion-resistant stainless steel fasteners

Body Housing & Finish

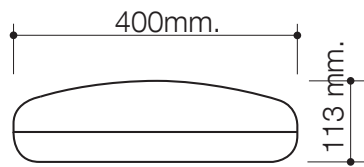
- Electrostatic powder coating
- According to desired RAL code, electrostatic powder coating or wet paint over cathaphoresis coating

Luminaire Options

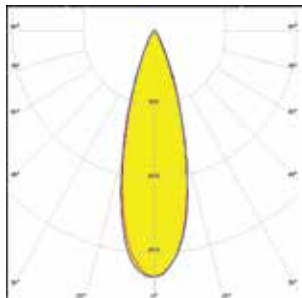
- Catenary/ 24W / 2.880lm. / 3000k-4000k-6500k
- Catenary / 40W / 4.800lm. / 3000k-4000k-6500k
- Catenary / 50W / 6.000lm. / 3000k-4000k-6500k
- Catenary/ 60W / 7.200lm. / 3000k-4000k-6500k
- Catenary / 80W / 9.600lm. / 3000k-4000k-6500k



Catenary

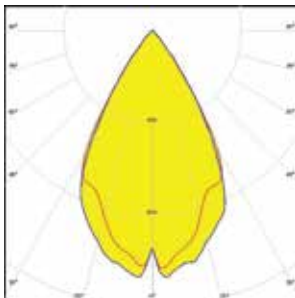


CA12377_TINA2-M



Dimensions: 16.0 mm x 16.0 mm
Height: 9.50 mm
~30° medium beam. Assembly with holder, installation tape and location pins.

CA11176_TINA2-WW



Dimensions: 16.1 mm x 16.1 mm
Height: 11.00 mm
~60° wide beam optimized for Nichia NS6x83. Assembly with holder and installation tape.


Electrical Properties


- Current 700mA, 350mA (optional), 525mA (optional)
- Insulation class: CLASS I, CLASS II (optional)
- Energy class: A+
- Input Voltage: 220V - 240V, 120V - 277V (optional) at 50Hz / 60Hz

Optical Properties

- C13937_STRADA-2X2-C-STP 50x50 Ledil lens
- Narrow, medium and wide angle lenses
- Color temperature: 3000K, 4000K options
- CRI > 70 (4000K), CRI > 80 (3000K)









Tanzanite/S

tanzanite/S

Product Features

- Corrosion resistant die-cast aluminum housing
- Aluminum casting pedestal
- Aluminum casting patterns in endless options
- Steel and aluminum extrusion profile
- Aluminum die-cast and laser-cut patterned aluminum profile arms
- Corrosion-resistant stainless steel fasteners

Body Housing & Finish

- Electrostatic powder coating
- According to desired RAL code, electrostatic powder coating or wet paint over cataphoresis coating
- Wooden, natural stone and marble patterned transfer coating

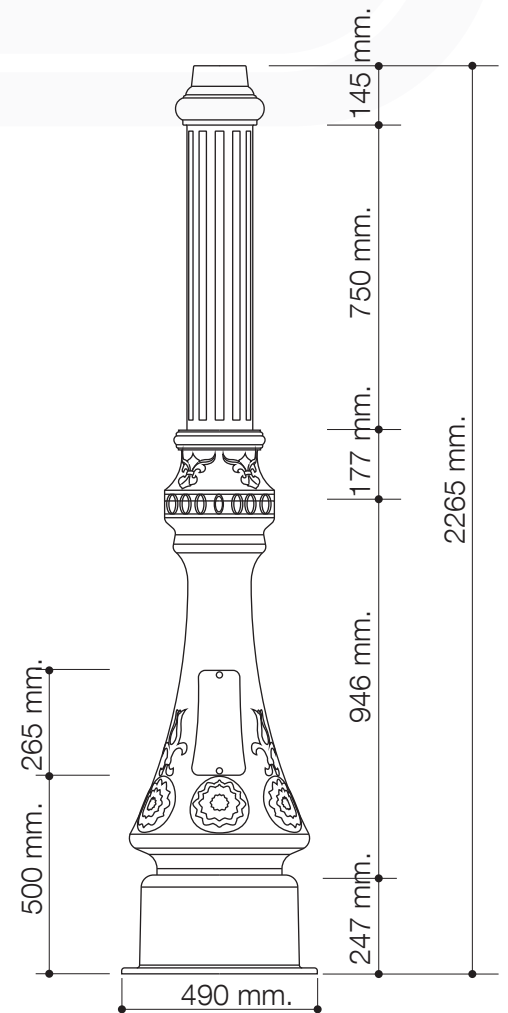
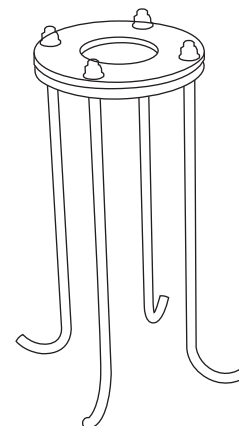
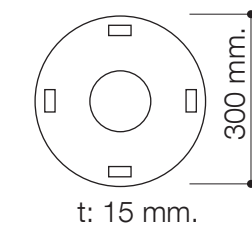
Texture Coating Models



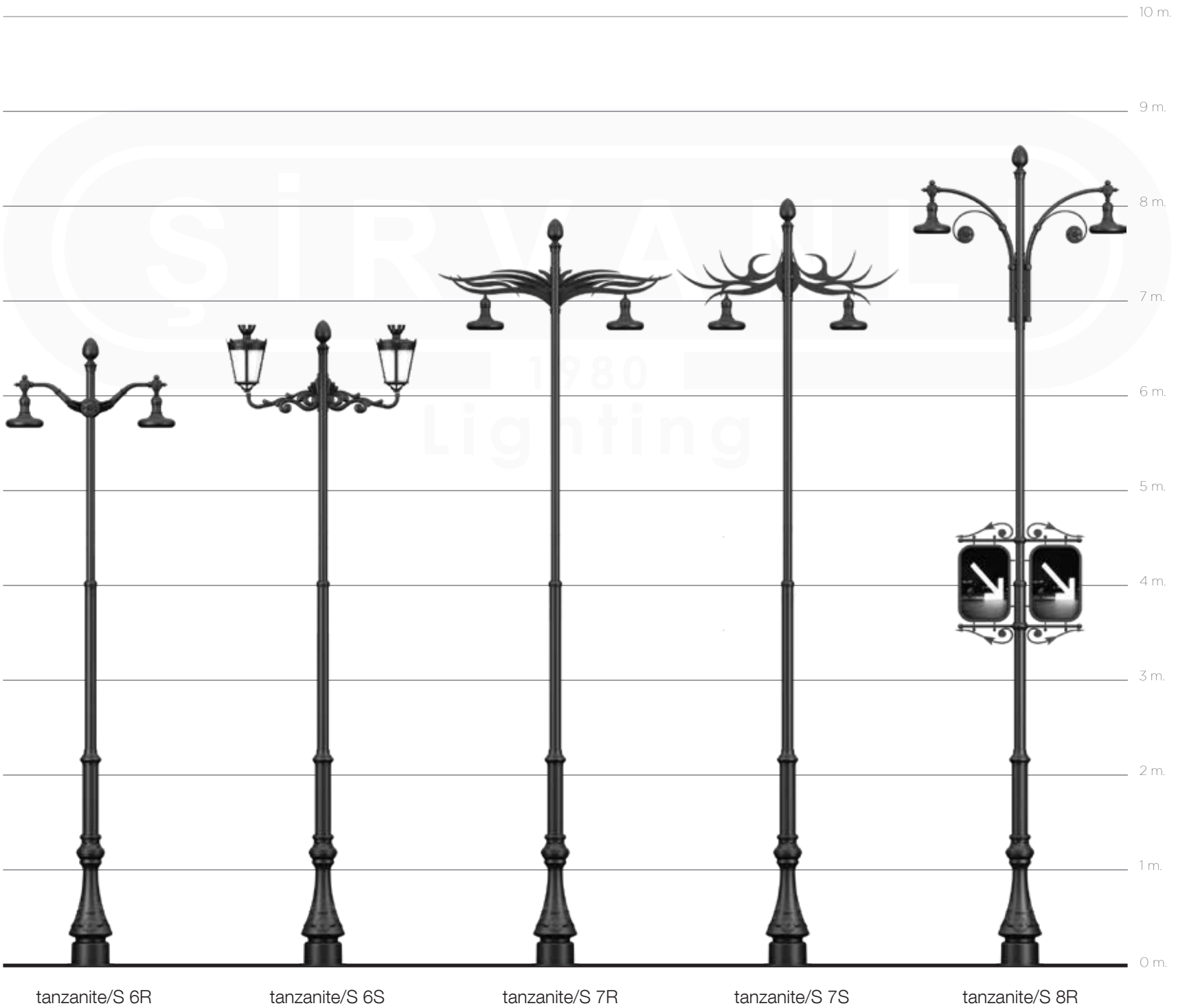
Marble- Granite texture coating



Wooden texture coating



tanzanite/S



tanzanite/S 6R

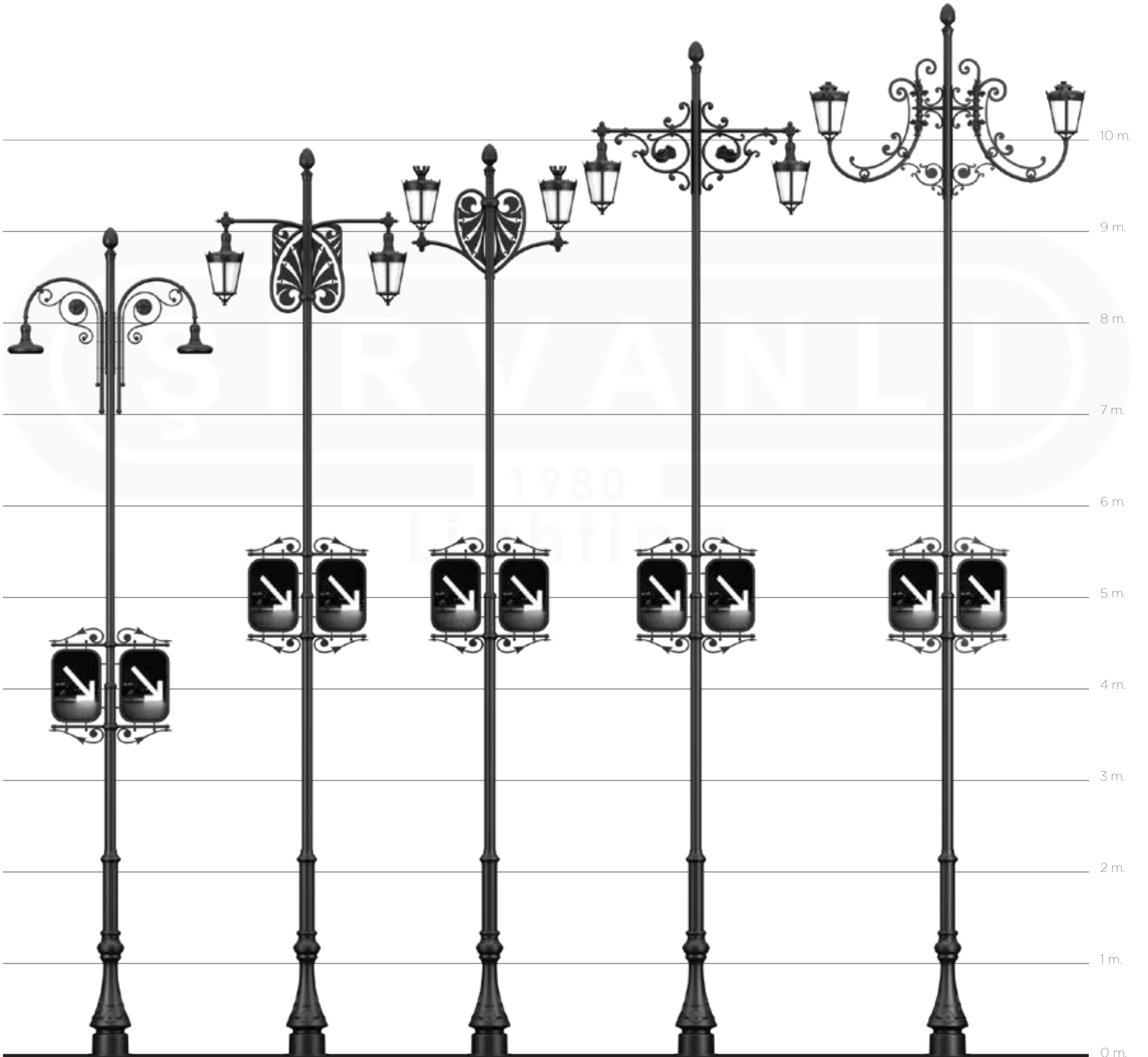
tanzanite/S 6S

tanzanite/S 7R

tanzanite/S 7S

tanzanite/S 8R

tanzanite/S



tanzanite/S 8S

tanzanite/S 9S

tanzanite/S 9R

tanzanite/S 10S

tanzanite/S 10R



tanzanite/R

tanzanite/R

Product Features

- Corrosion resistant die-cast aluminum housing
- Aluminum casting pedestal
- Aluminum casting patterns in endless options
- Steel and aluminum extrusion profile
- Aluminum die-cast and laser-cut patterned aluminum profile arms
- Corrosion-resistant stainless steel fasteners

Body Housing & Finish

- Electrostatic powder coating
- According to desired RAL code, electrostatic powder coating or wet paint over cataphoresis coating
- Wooden, natural stone and marble patterned transfer coating

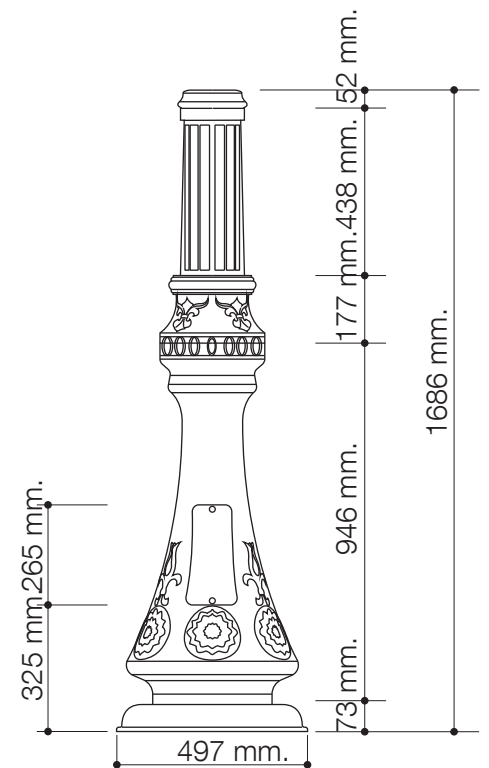
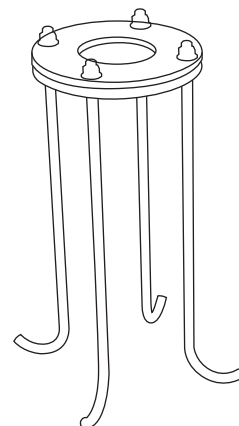
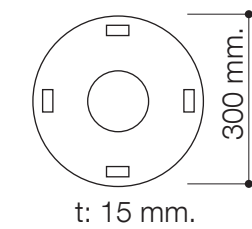
Texture Coating Models



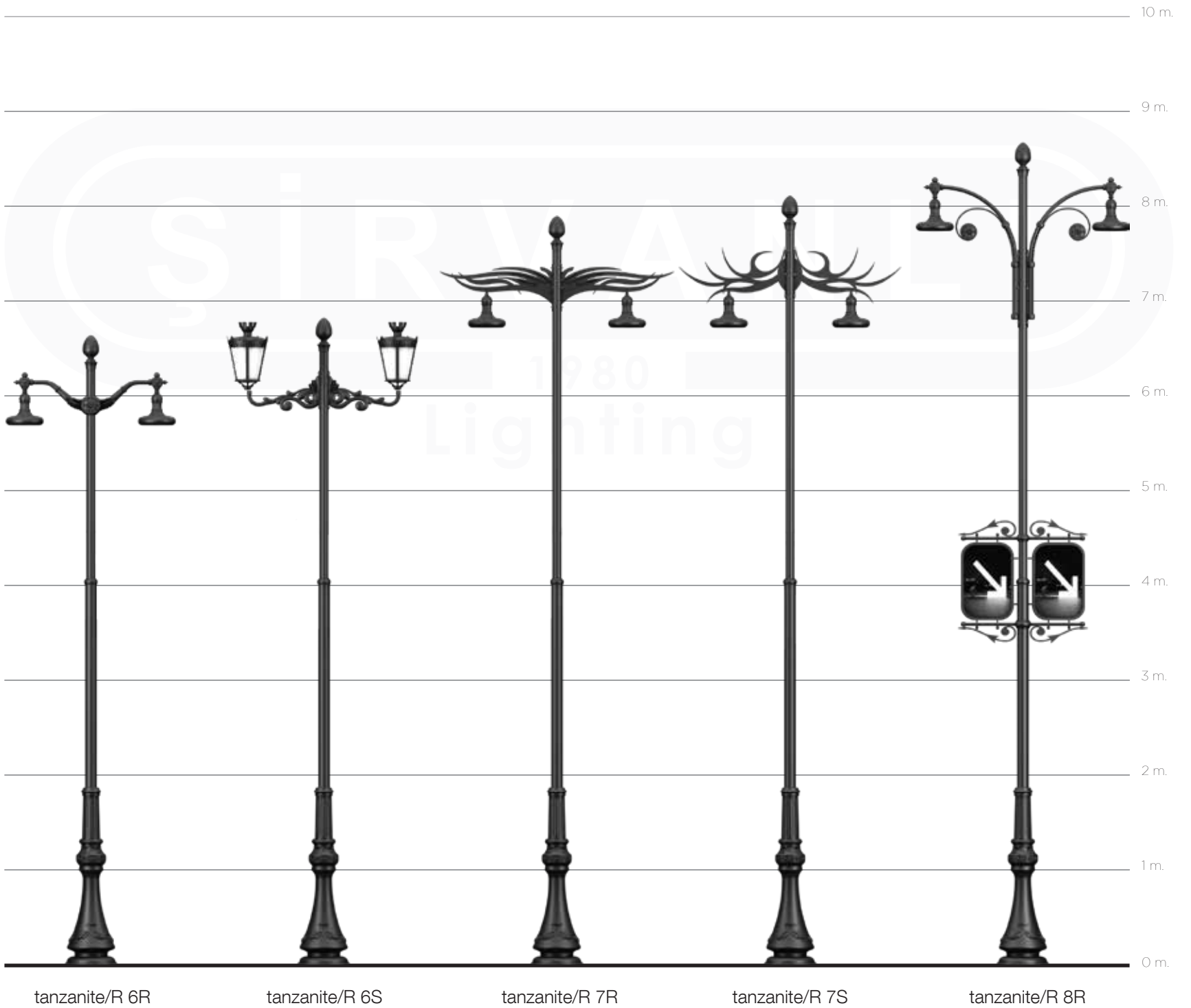
Marble- Granite texture coating



Wooden texture coating



tanzanite/R



tanzanite/R 6R

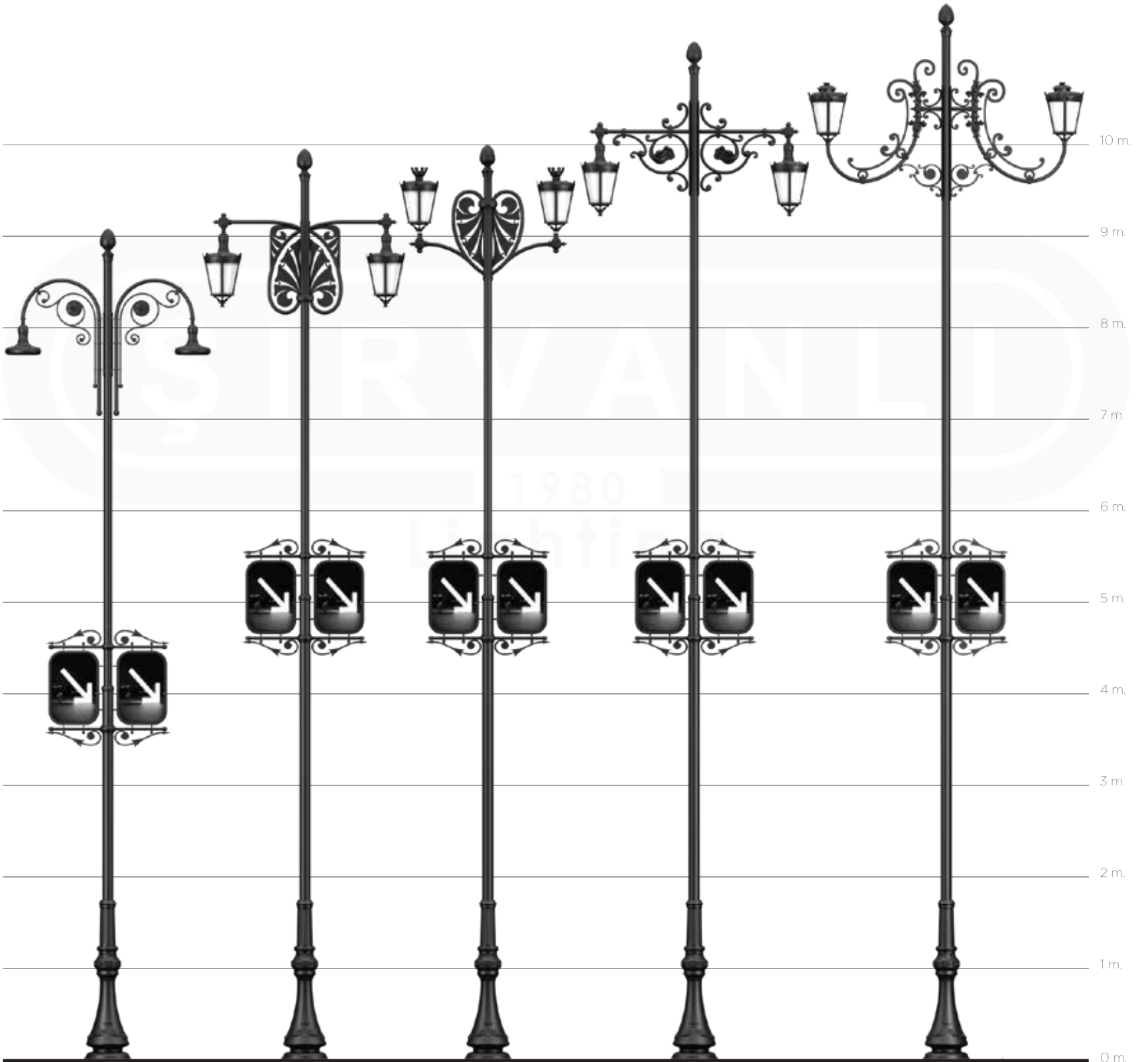
tanzanite/R 6S

tanzanite/R 7R

tanzanite/R 7S

tanzanite/R 8R

tanzanite/R



tanzanite/R 8S

tanzanite/R 9S

tanzanite/R 9R

tanzanite/R 10S

tanzanite/R 10R



tanzanite/V

Product Features

- Corrosion resistant die-cast aluminum housing
- Aluminum casting pedestal
- Aluminum casting patterns in endless options
- Steel and aluminum extrusion profile
- Aluminum die-cast and laser-cut patterned aluminum profile arms
- Corrosion-resistant stainless steel fasteners

Body Housing & Finish

- Electrostatic powder coating
- According to desired RAL code, electrostatic powder coating or wet paint over cataphoresis coating
- Wooden, natural stone and marble patterned transfer coating

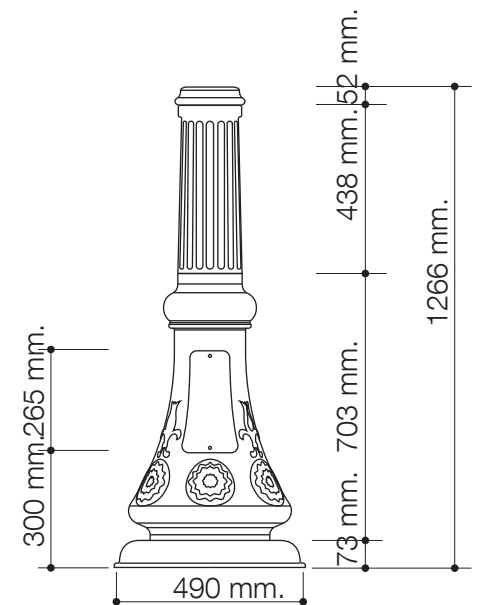
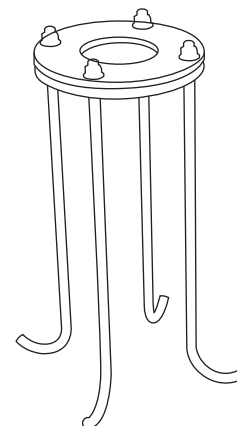
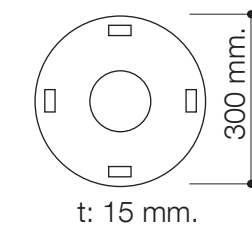
Texture Coating Models




Marble- Granite texture coating



Wooden texture coating



tanzanite/V



tanzanite/V 6R

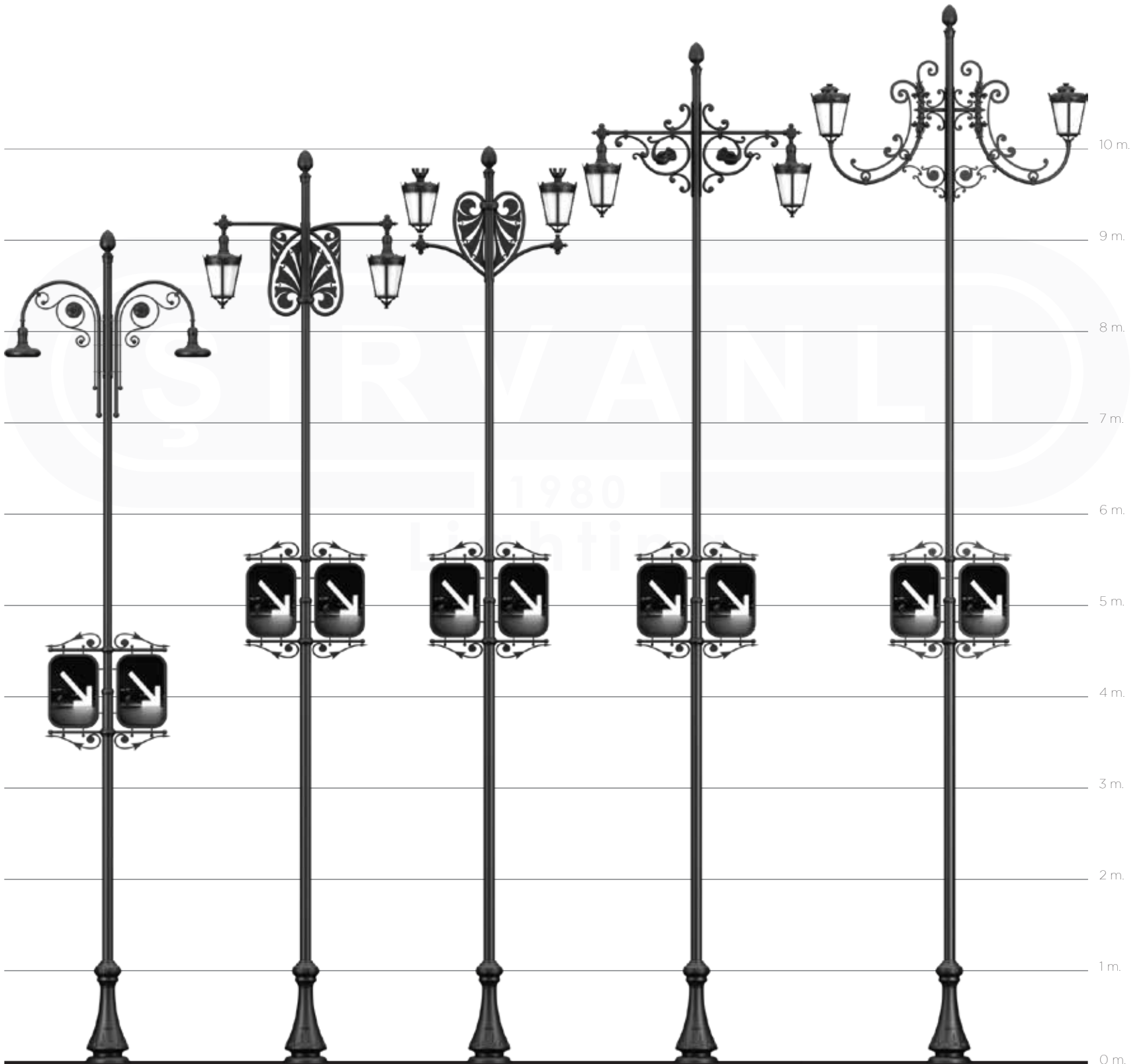
tanzanite/V 6S

tanzanite/V 7R

tanzanite/V 7S

tanzanite/V 8R

tanzanite/V



tanzanite/V 8S

tanzanite/V 9S

tanzanite/V 9R

tanzanite/V 10S

tanzanite/V 10R



alexandrite/S

alexandrite/S

Product Features

- Corrosion resistant die-cast aluminum housing
- Aluminum casting pedestal
- Aluminum casting patterns in endless options
- Steel and aluminum extrusion profile
- Aluminum die-cast and laser-cut patterned aluminum profile arms
- Corrosion-resistant stainless steel fasteners

Body Housing & Finish

- Electrostatic powder coating
- According to desired RAL code, electrostatic powder coating or wet paint over cataphoresis coating
- Wooden, natural stone and marble patterned transfer coating

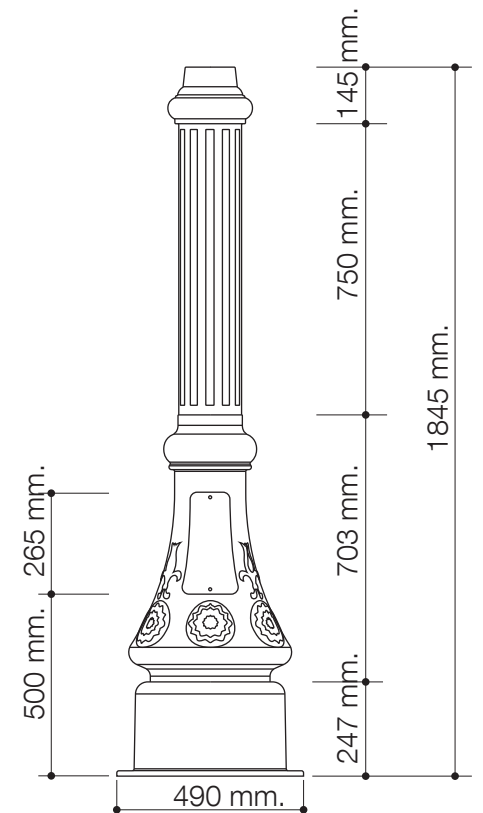
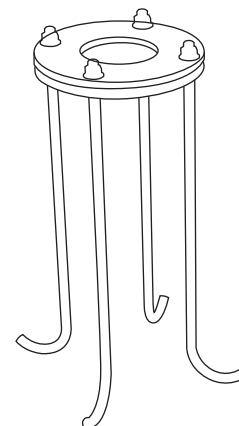
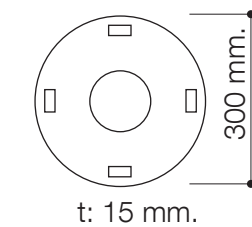
Texture Coating Models



Marble- Granite texture coating



Wooden texture coating



alexandrite/S



alexandrite/S 6R

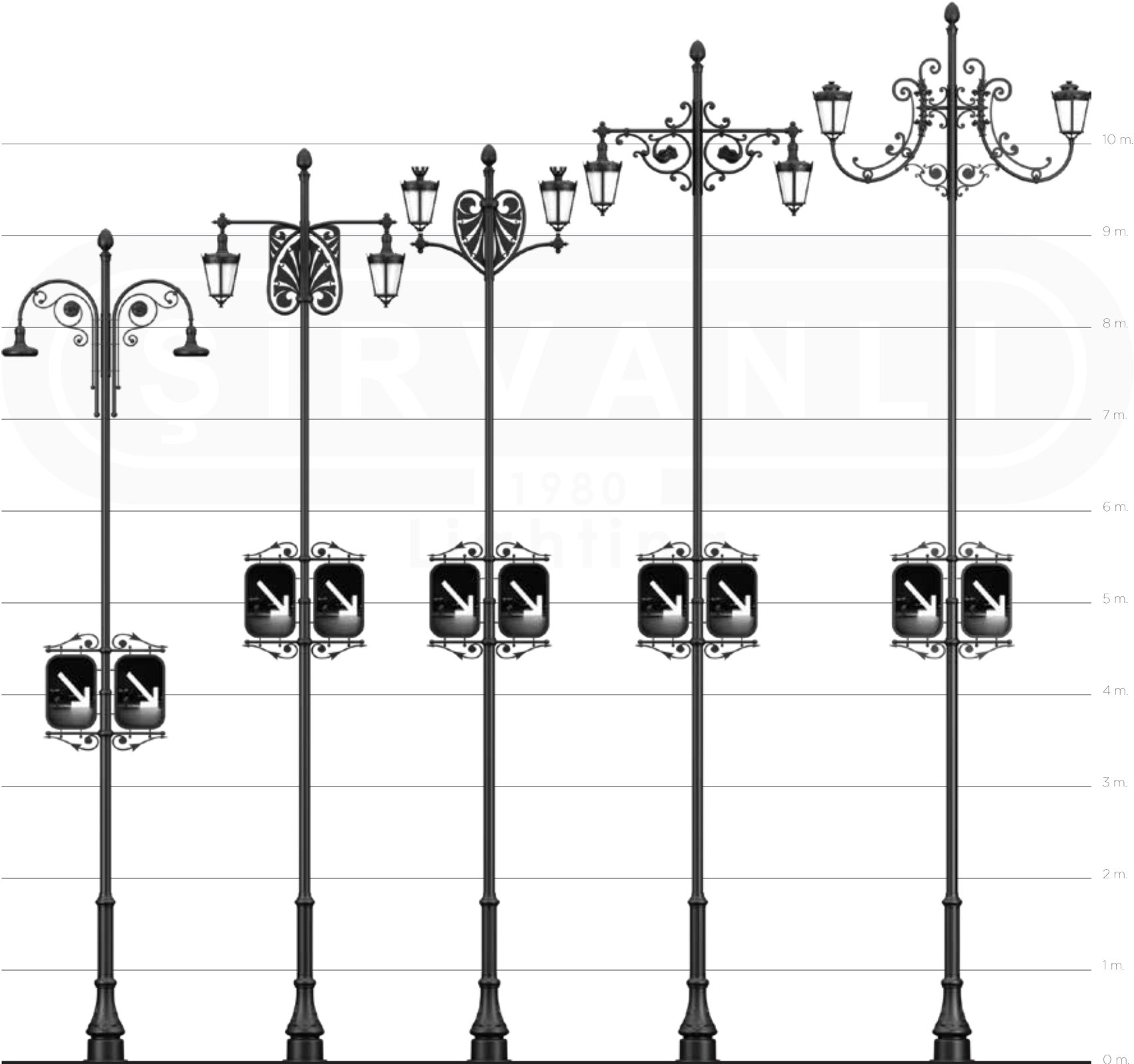
alexandrite/S 6S

alexandrite/S 7R

alexandrite/S 7S

alexandrite/S 8R

alexandrite/S



alexandrite/S 8S

alexandrite/S 9S

alexandrite/S 9R

alexandrite/S 10S

alexandrite/S 10R



alexandrite/R

alexandrite/R

Product Features

- Corrosion resistant die-cast aluminum housing
- Aluminum casting pedestal
- Aluminum casting patterns in endless options
- Steel and aluminum extrusion profile
- Aluminum die-cast and laser-cut patterned aluminum profile arms
- Corrosion-resistant stainless steel fasteners

Body Housing & Finish

- Electrostatic powder coating
- According to desired RAL code, electrostatic powder coating or wet paint over cataphoresis coating
- Wooden, natural stone and marble patterned transfer coating

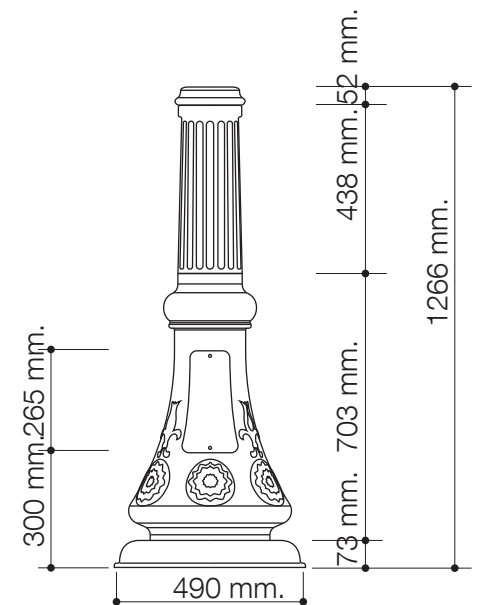
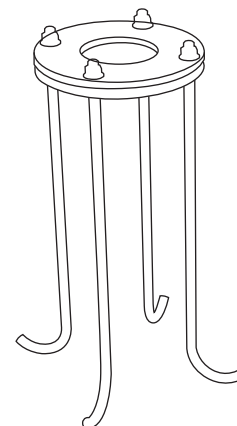
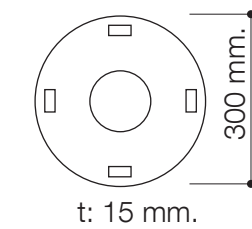
Texture Coating Models



Marble- Granite texture coating



Wooden texture coating



alexandrite/R



alexandrite/R 6R

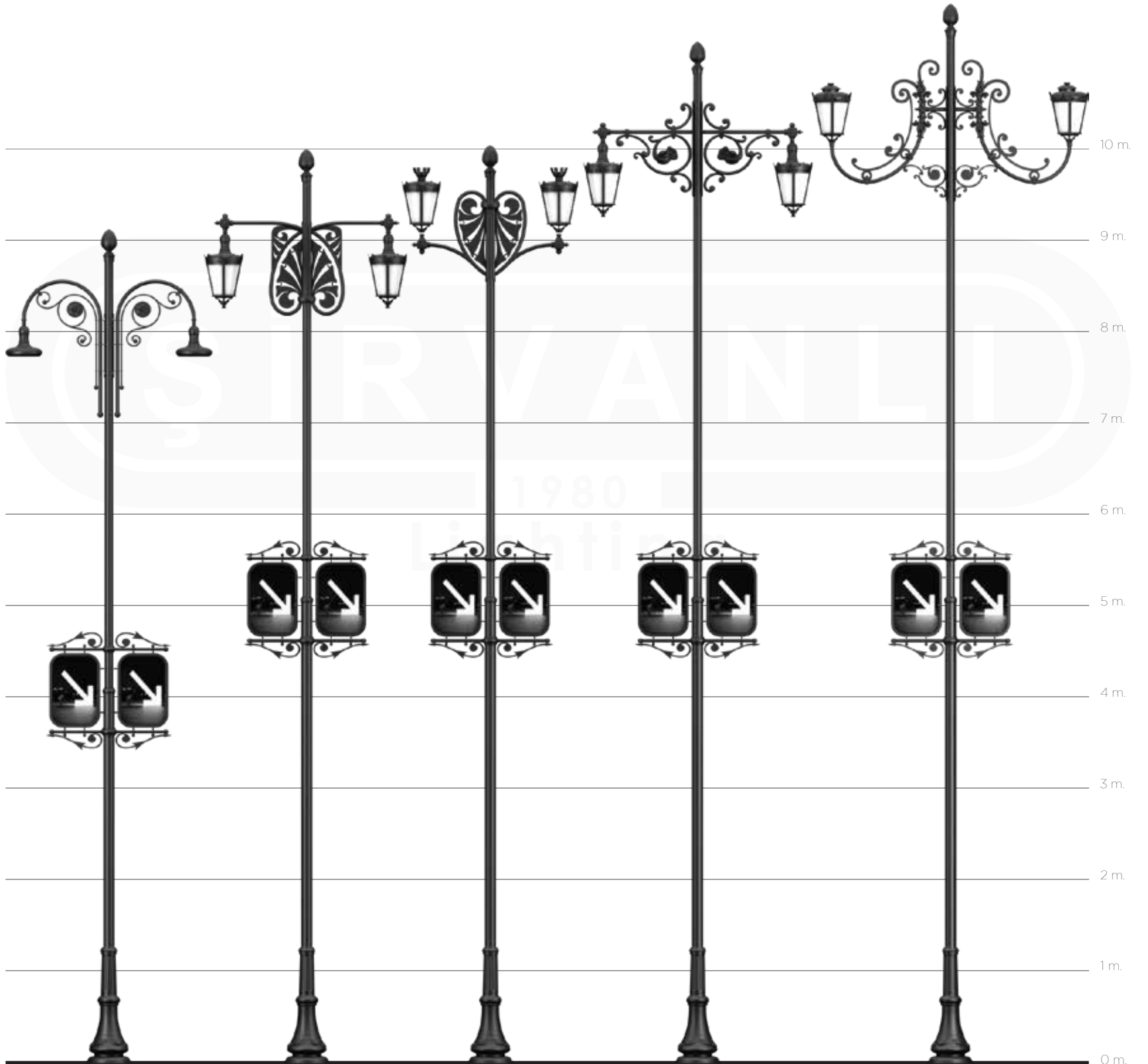
alexandrite/R 6S

alexandrite/R 7R

alexandrite/R 7S

alexandrite/R 8R

alexandrite/R



alexandrite/R 8S

alexandrite/R 9S

alexandrite/R 9R

alexandrite/R 10S

alexandrite/R 10R



alexandrite/V

Product Features

- Corrosion resistant die-cast aluminum housing
- Aluminum casting pedestal
- Aluminum casting patterns in endless options
- Steel and aluminum extrusion profile
- Aluminum die-cast and laser-cut patterned aluminum profile arms
- Corrosion-resistant stainless steel fasteners

Body Housing & Finish

- Electrostatic powder coating
- According to desired RAL code, electrostatic powder coating or wet paint over cataphoresis coating
- Wooden, natural stone and marble patterned transfer coating

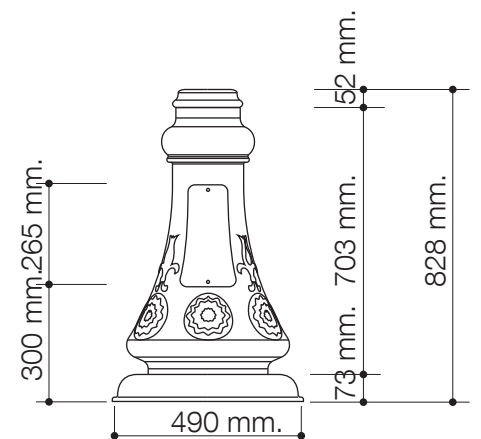
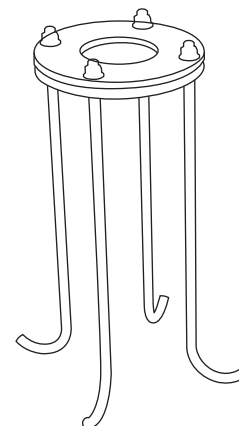
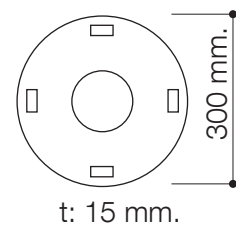
Texture Coating Models



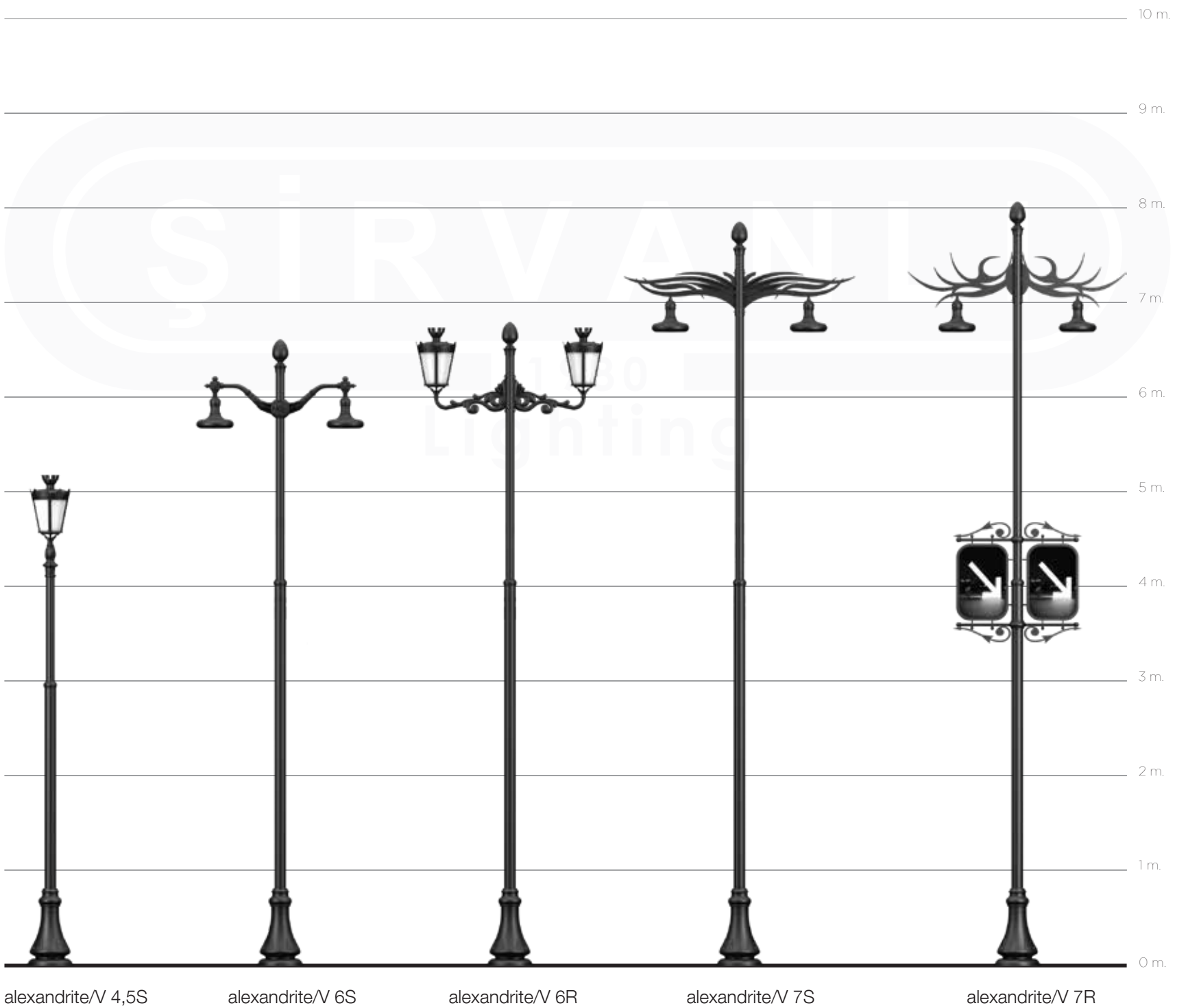
Marble- Granite texture coating



Wooden texture coating



alexandrite/V



alexandrite/V 4,5S

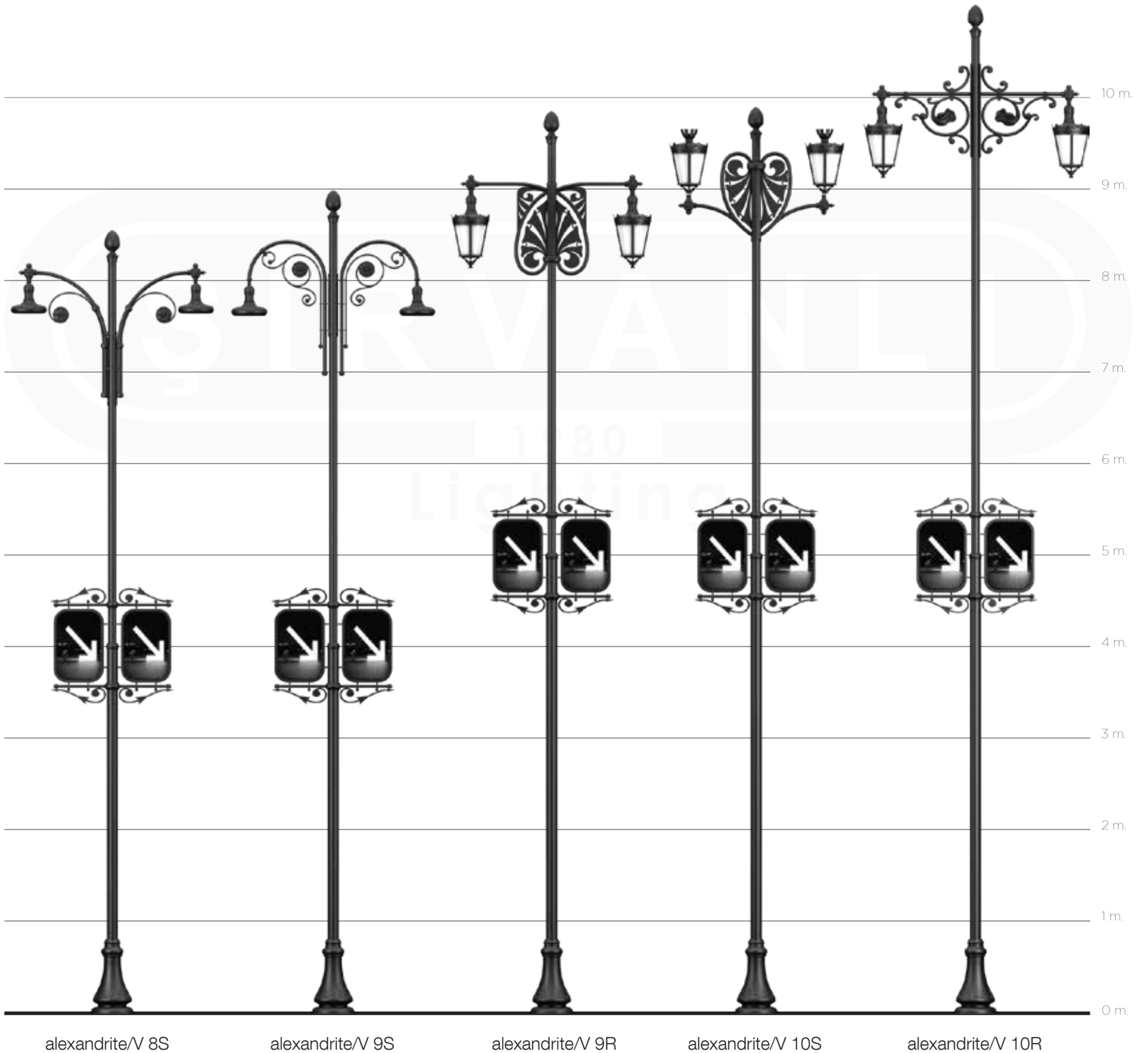
alexandrite/V 6S

alexandrite/V 6R

alexandrite/V 7S

alexandrite/V 7R

alexandrite/V



alexandrite/V 8S

alexandrite/V 9S

alexandrite/V 9R

alexandrite/V 10S

alexandrite/V 10R



amazonite/S

Product Features

- Corrosion resistant die-cast aluminum housing
- Aluminum casting pedestal
- Aluminum casting patterns in endless options
- Steel and aluminum extrusion profile
- Aluminum die-cast and laser-cut patterned aluminum profile arms
- Corrosion-resistant stainless steel fasteners

Body Housing & Finish

- Electrostatic powder coating
- According to desired RAL code, electrostatic powder coating or wet paint over cataphoresis coating
- Wooden, natural stone and marble patterned transfer coating

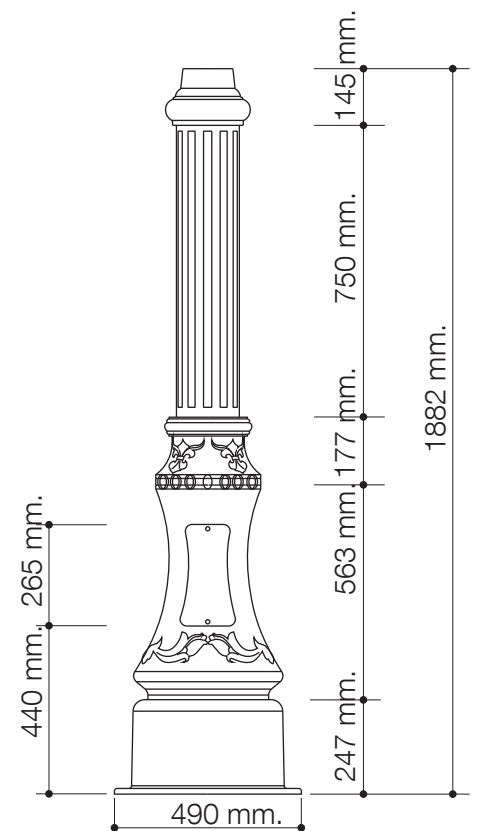
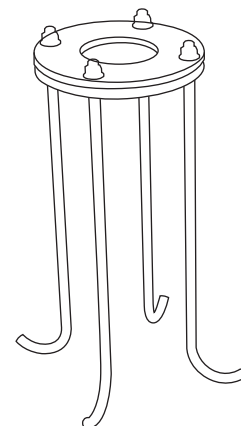
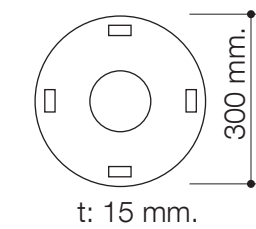
Texture Coating Models



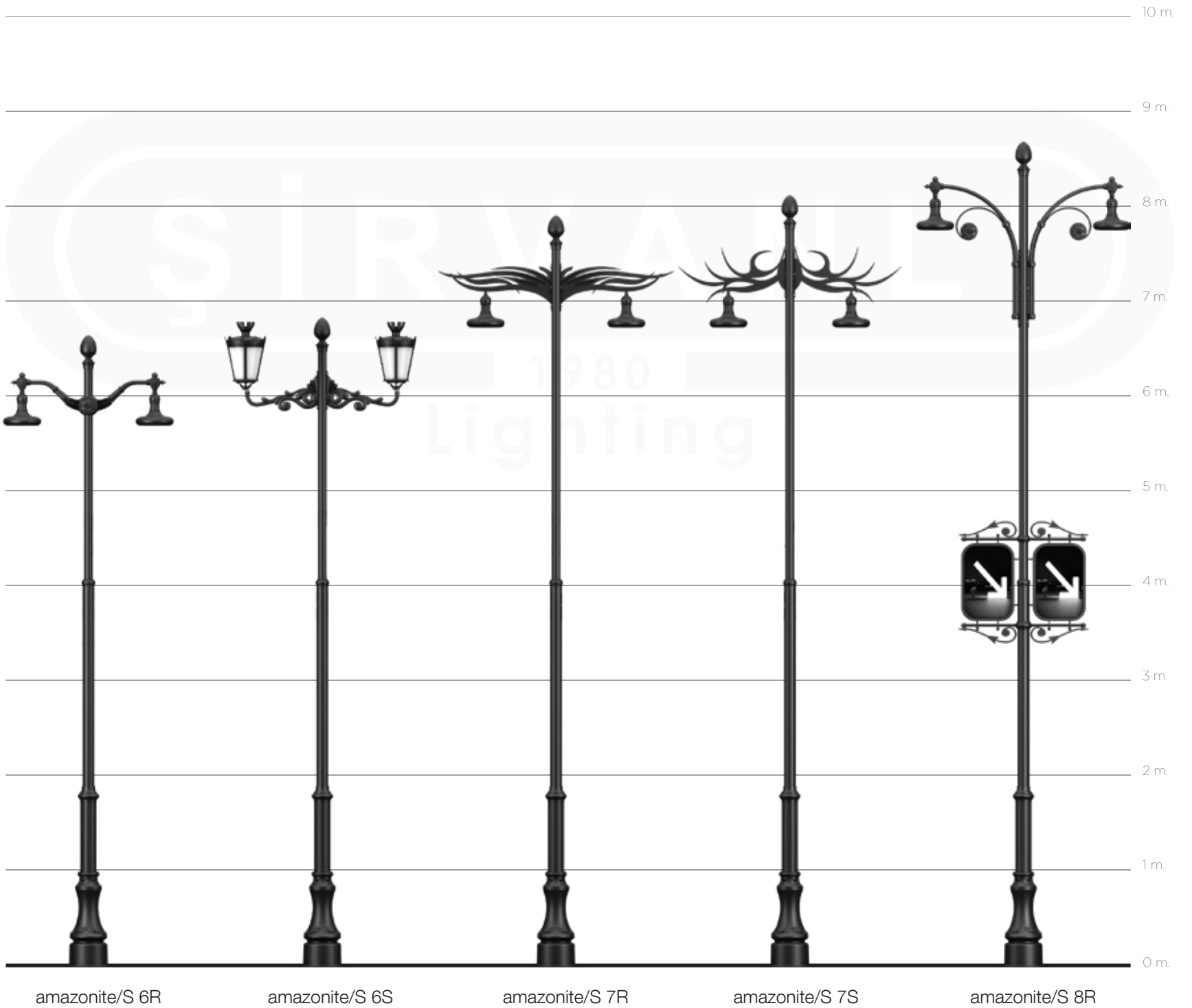
Marble- Granite texture coating



Wooden texture coating



amazonite/S



amazonite/S 6R

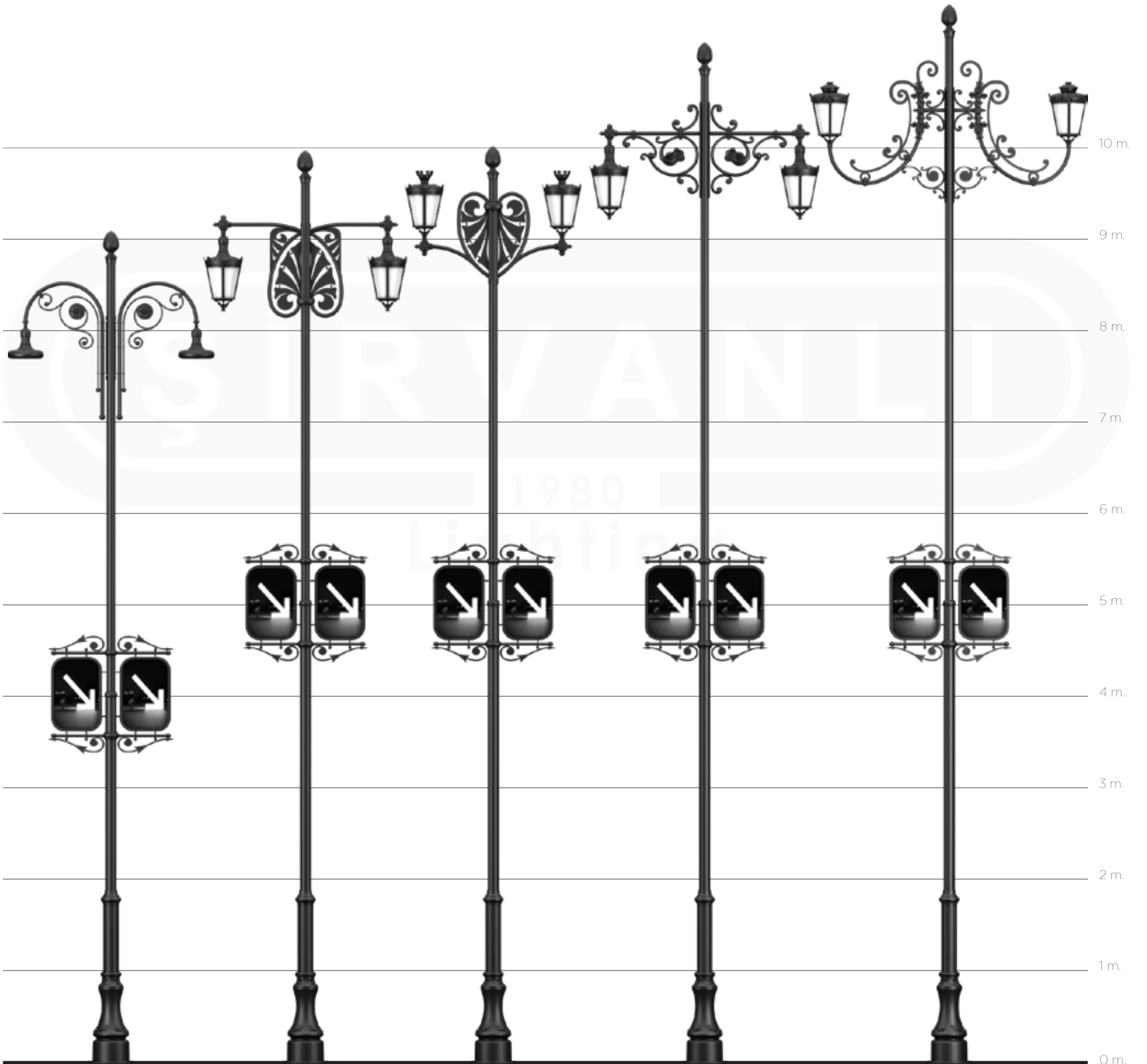
amazonite/S 6S

amazonite/S 7R

amazonite/S 7S

amazonite/S 8R

amazonite/S



amazonite/S 8S

amazonite/S 9S

amazonite/S 9R

amazonite/S 10S

amazonite/S 10R



amazonite/R

amazonite/R

Product Features

- Corrosion resistant die-cast aluminum housing
- Aluminum casting pedestal
- Aluminum casting patterns in endless options
- Steel and aluminum extrusion profile
- Aluminum die-cast and laser-cut patterned aluminum profile arms
- Corrosion-resistant stainless steel fasteners

Body Housing & Finish

- Electrostatic powder coating
- According to desired RAL code, electrostatic powder coating or wet paint over cataphoresis coating
- Wooden, natural stone and marble patterned transfer coating

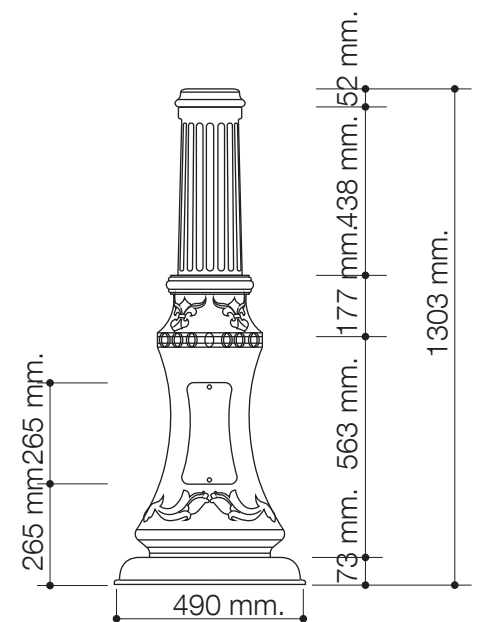
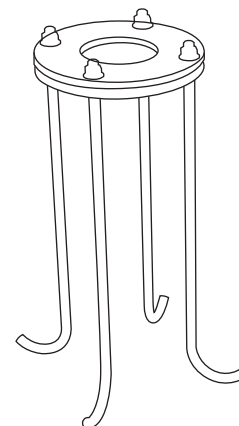
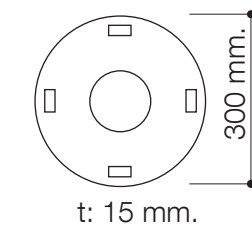
Texture Coating Models



Marble- Granite texture coating



Wooden texture coating



amazonite/R



amazonite/R 5R

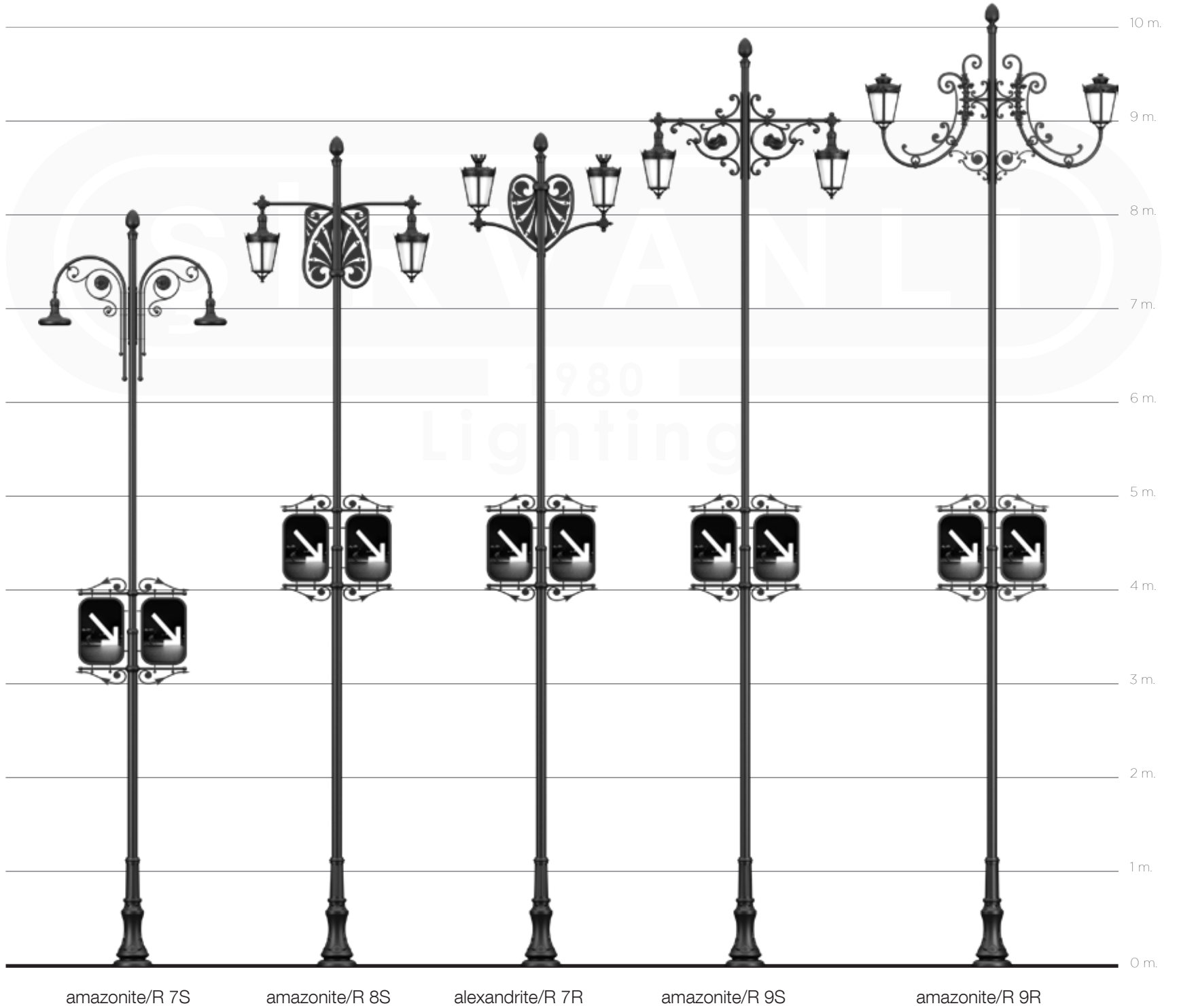
amazonite/R 5S

amazonite/R 6R

amazonite/R 6S

amazonite/R 7R

amazonite/R



amazonite/R 7S

amazonite/R 8S

alexandrite/R 7R

amazonite/R 9S

amazonite/R 9R



amazonite/V

Product Features

- Corrosion resistant die-cast aluminum housing
- Aluminum casting pedestal
- Aluminum casting patterns in endless options
- Steel and aluminum extrusion profile
- Aluminum die-cast and laser-cut patterned aluminum profile arms
- Corrosion-resistant stainless steel fasteners

Body Housing & Finish

- Electrostatic powder coating
- According to desired RAL code, electrostatic powder coating or wet paint over cataphoresis coating
- Wooden, natural stone and marble patterned transfer coating

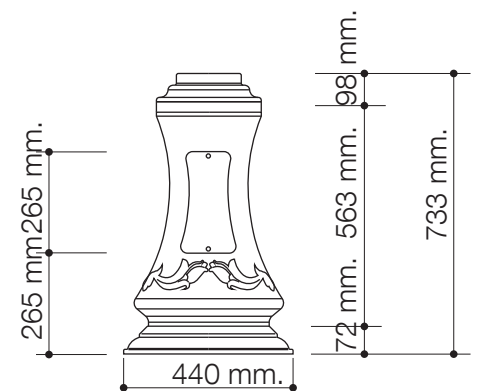
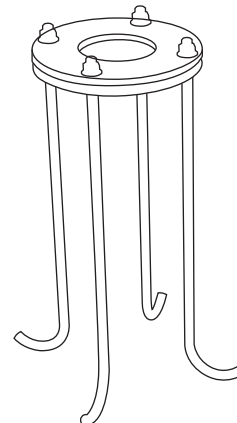
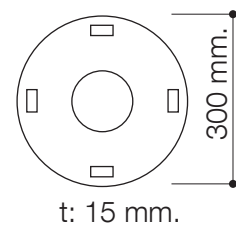
Texture Coating Models



Marble- Granite texture coating



Wooden texture coating



amazonite/V




amazonite/V 3,5R amazonite/V 4,5S

amazonite/V 4,5R

amazonite/V 5S

amazonite/V 5R

amazonite/V



amazonite/V 6S

alexandrite/V 6R

amazonite/V 7S

amazonite/V 7R



fluorite/S

fluorite/S

Product Features

- Corrosion resistant die-cast aluminum housing
- Aluminum casting pedestal
- Aluminum casting patterns in endless options
- Steel and aluminum extrusion profile
- Aluminum die-cast and laser-cut patterned aluminum profile arms
- Corrosion-resistant stainless steel fasteners

Body Housing & Finish

- Electrostatic powder coating
- According to desired RAL code, electrostatic powder coating or wet paint over cataphoresis coating
- Wooden, natural stone and marble patterned transfer coating

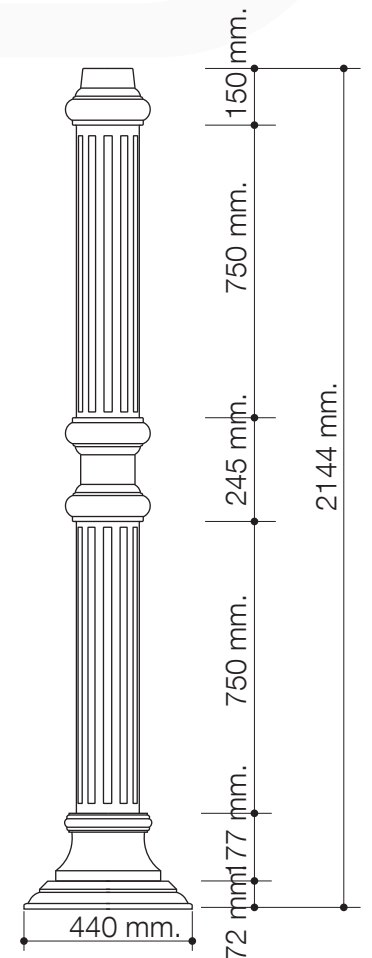
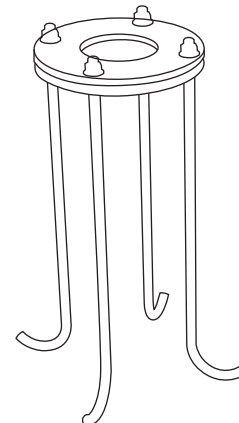
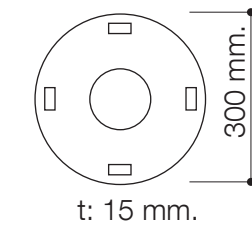
Texture Coating Models



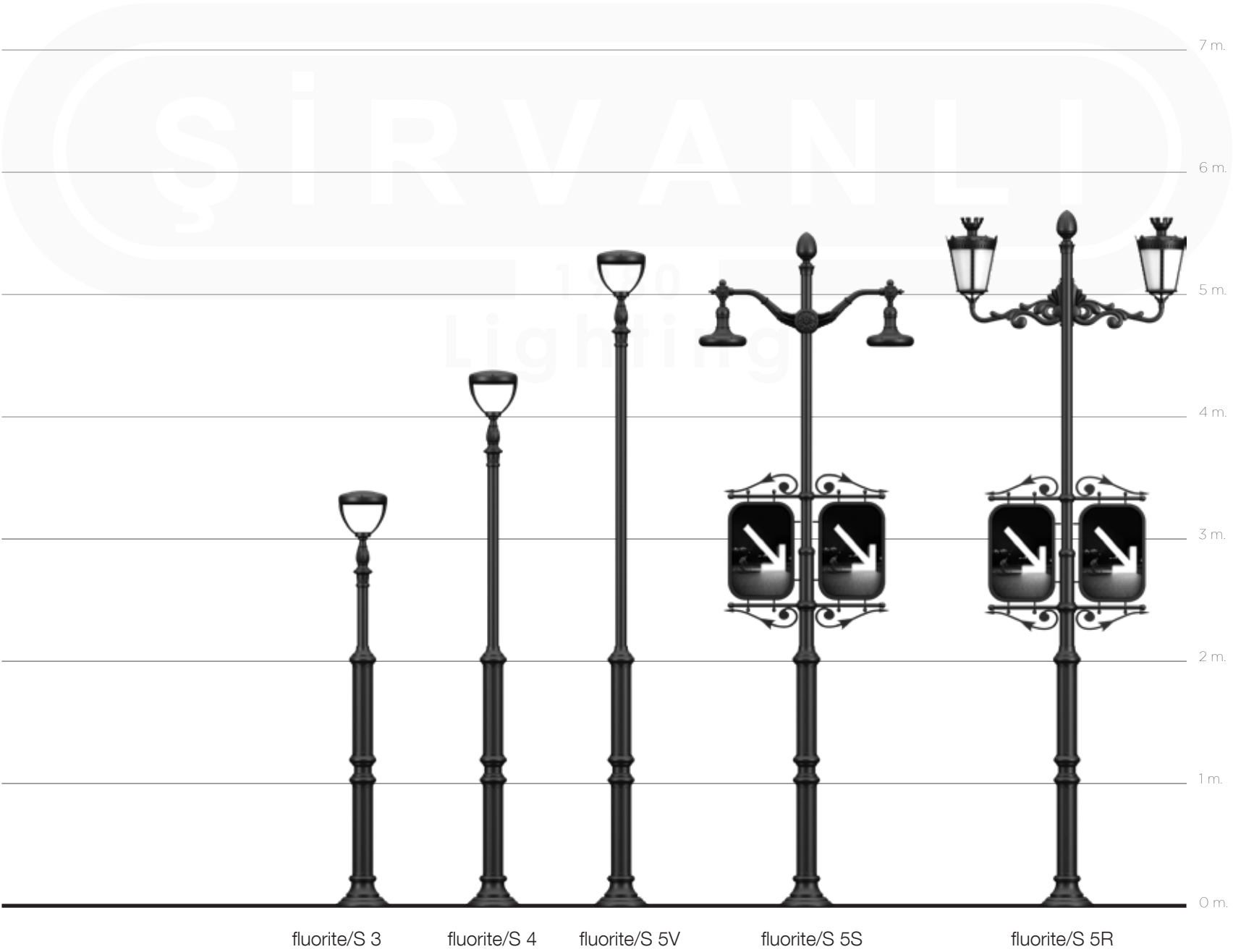
Marble- Granite texture coating



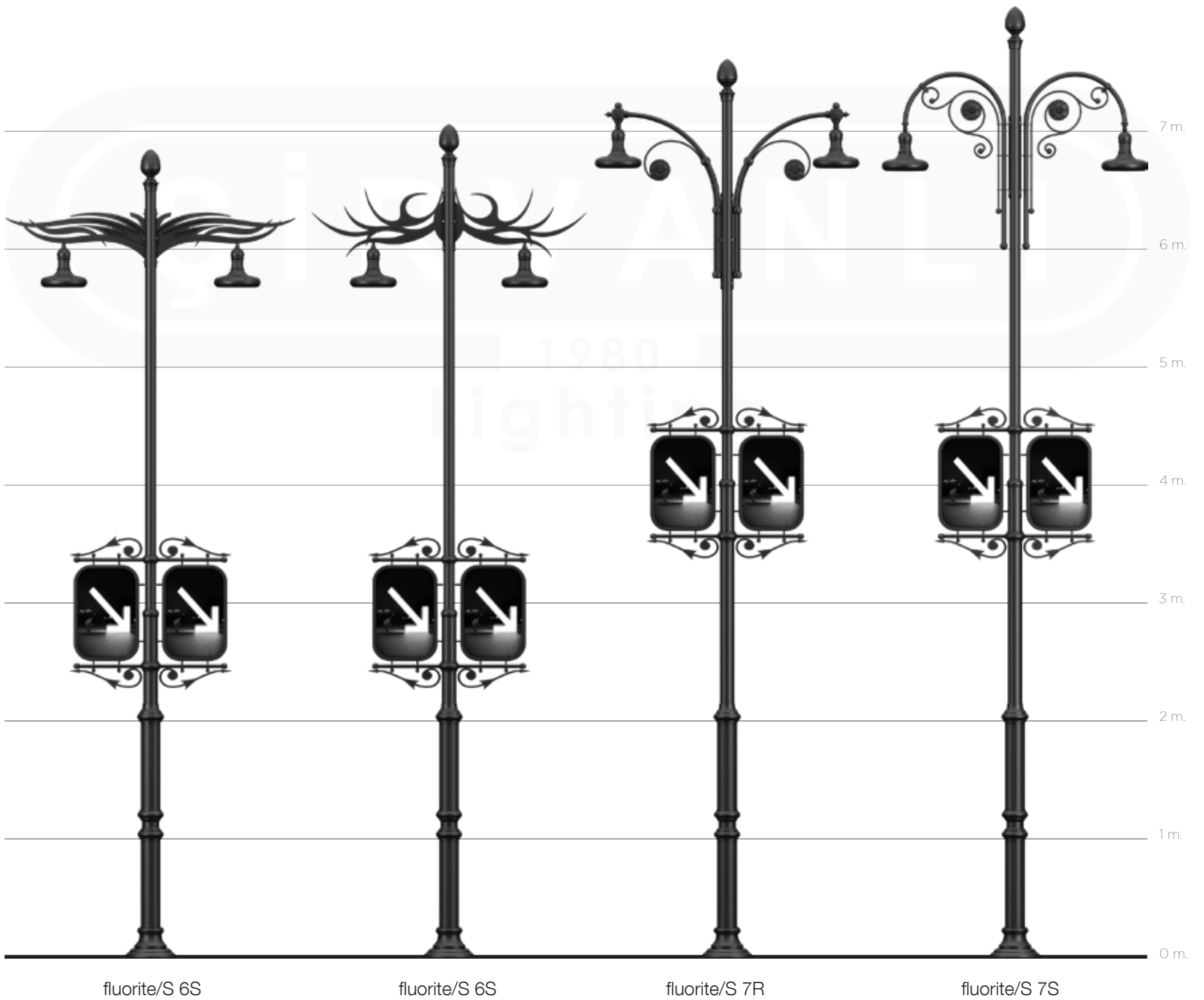
Wooden texture coating



fluorite/S



fluorite/S



fluorite/S 6S

fluorite/S 6S

fluorite/S 7R

fluorite/S 7S



fluorite/R

fluorite/R

Product Features

- Corrosion resistant die-cast aluminum housing
- Aluminum casting pedestal
- Aluminum casting patterns in endless options
- Steel and aluminum extrusion profile
- Aluminum die-cast and laser-cut patterned aluminum profile arms
- Corrosion-resistant stainless steel fasteners

Body Housing & Finish

- Electrostatic powder coating
- According to desired RAL code, electrostatic powder coating or wet paint over cataphoresis coating
- Wooden, natural stone and marble patterned transfer coating

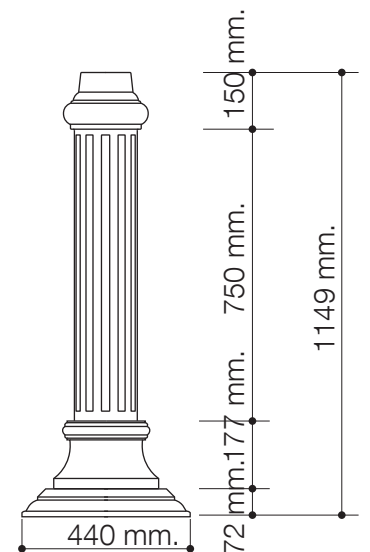
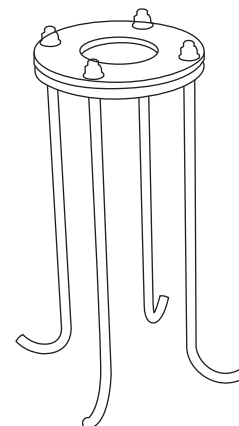
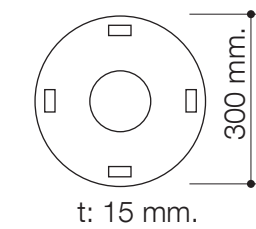
Texture Coating Models



Marble- Granite texture coating



Wooden texture coating



fluorite/R



7 m.
6 m.
5 m.
4 m.
3 m.
2 m.
1 m.
0 m.

fluorite/R 3

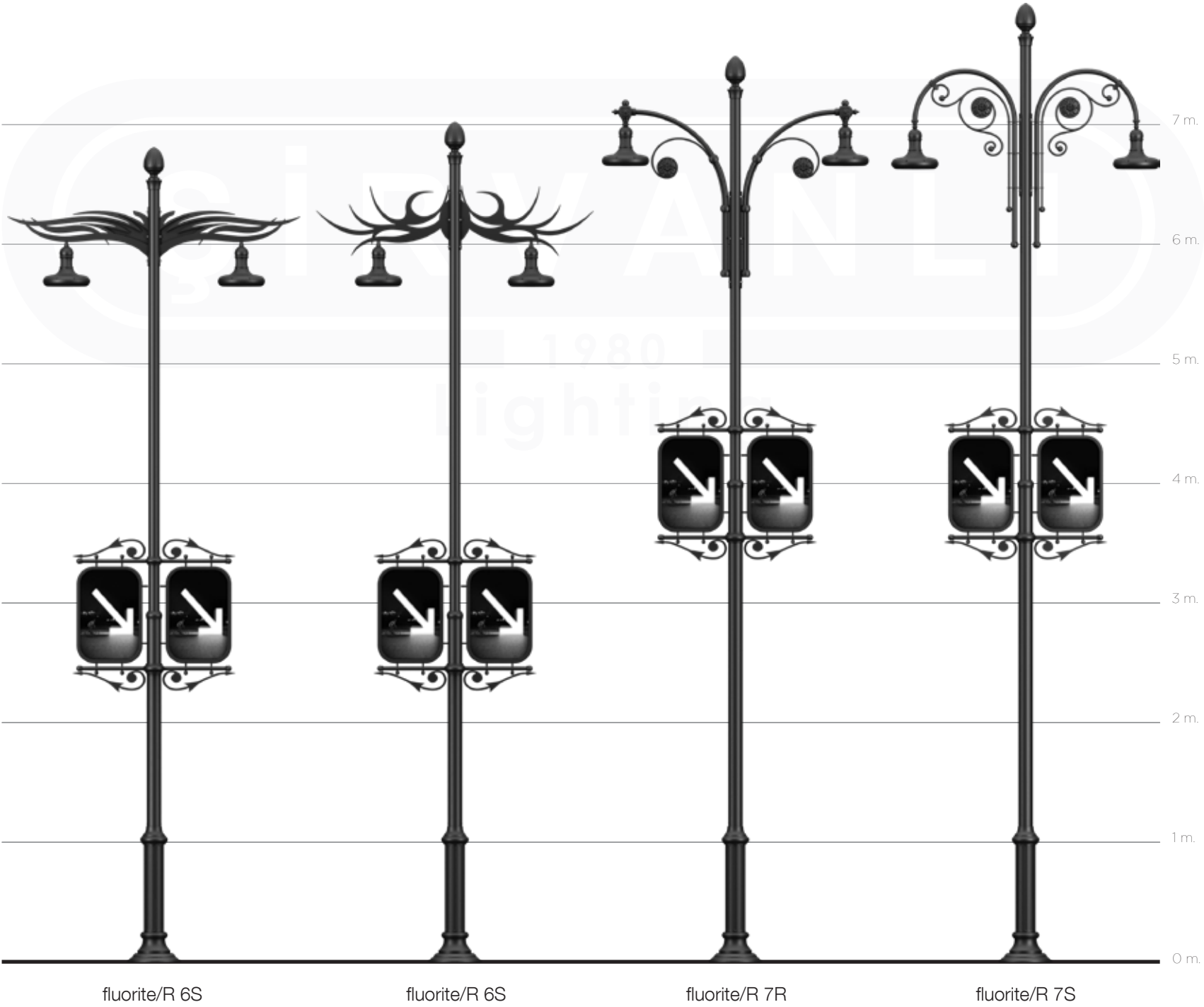
fluorite/R 4

fluorite/R 5V

fluorite/R 5S

fluorite/R 5R

fluorite/R



fluorite/R 6S

fluorite/R 6S

fluorite/R 7R

fluorite/R 7S



fluorite/V

fluorite/V

Product Features

- Corrosion resistant die-cast aluminum housing
- Aluminum casting pedestal
- Aluminum casting patterns in endless options
- Steel and aluminum extrusion profile
- Aluminum die-cast and laser-cut patterned aluminum profile arms
- Corrosion-resistant stainless steel fasteners

Body Housing & Finish

- Electrostatic powder coating
- According to desired RAL code, electrostatic powder coating or wet paint over cataphoresis coating
- Wooden, natural stone and marble patterned transfer coating

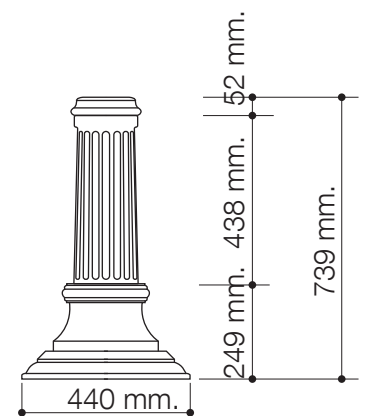
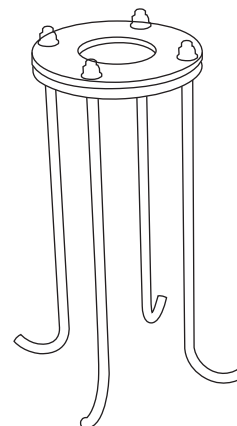
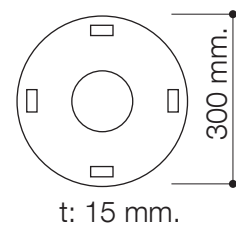
Texture Coating Models



Marble- Granite texture coating



Wooden texture coating



fluorite/V



fluorite/V



fluorite/V 6S

fluorite/V 6S

fluorite/V 7R

fluorite/V 7S



Amethyst/S

amethyst/S

Product Features

- Corrosion resistant die-cast aluminum housing
- Aluminum casting pedestal
- Aluminum casting patterns in endless options
- Steel and aluminum extrusion profile
- Aluminum die-cast and laser-cut patterned aluminum profile arms
- Corrosion-resistant stainless steel fasteners

Body Housing & Finish

- Electrostatic powder coating
- According to desired RAL code, electrostatic powder coating or wet paint over cataphoresis coating
- Wooden, natural stone and marble patterned transfer coating

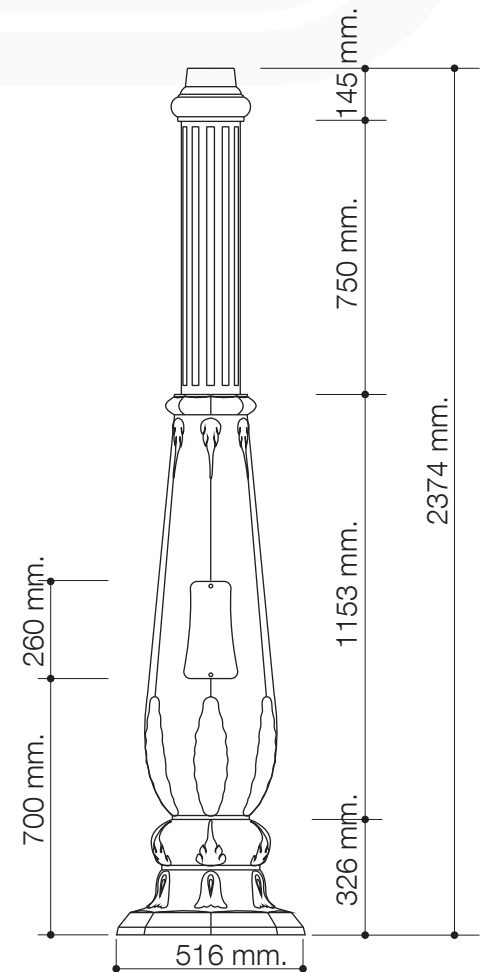
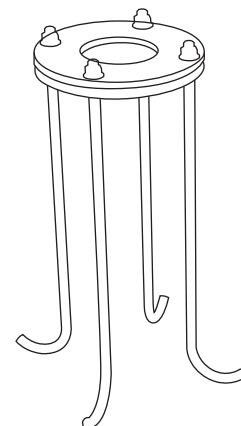
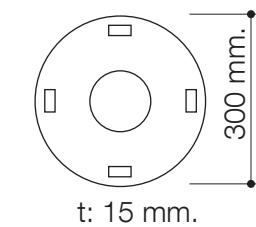
Texture Coating Models



Marble- Granite texture coating



Wooden texture coating



amethyst/S



amethyst/S 6R


amethyst/S 6S

amethyst/S 7R

amethyst/S 7S

amethyst/S 8R

amethyst/S



amethyst/S 8S

amethyst/S 9R

amethyst/S 9S

amethyst/S 10R

amethyst/S 10S



amethyst/R

amethyst/R

Product Features

- Corrosion resistant die-cast aluminum housing
- Aluminum casting pedestal
- Aluminum casting patterns in endless options
- Steel and aluminum extrusion profile
- Aluminum die-cast and laser-cut patterned aluminum profile arms
- Corrosion-resistant stainless steel fasteners

Body Housing & Finish

- Electrostatic powder coating
- According to desired RAL code, electrostatic powder coating or wet paint over cataphoresis coating
- Wooden, natural stone and marble patterned transfer coating

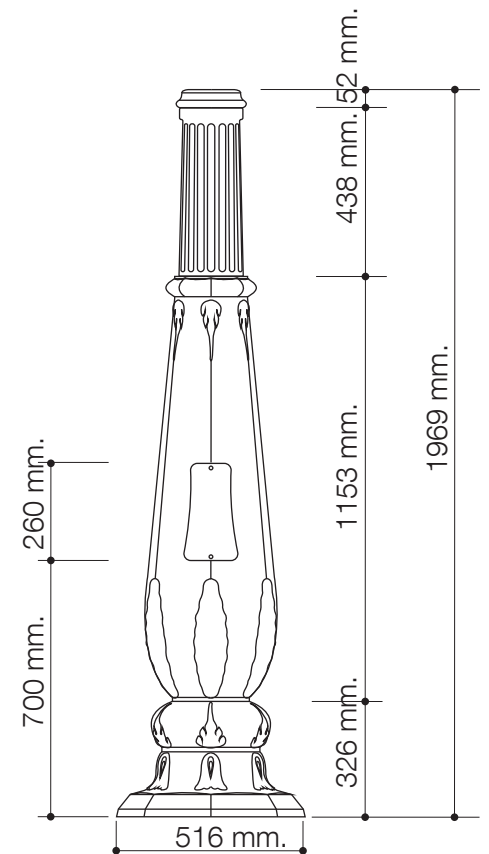
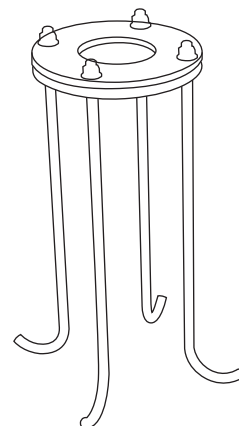
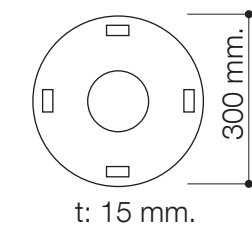
Texture Coating Models



Marble- Granite texture coating



Wooden texture coating



amethyst/R



10 m.

9 m.

8 m.

7 m.

6 m.

5 m.

4 m.

3 m.

2 m.

1 m.

0 m.

amethyst/R 6R


amethyst/R 6S

amethyst/R 7R

amethyst/R 7S

amethyst/R 8R

amethyst/R



amethyst/R 8S

amethyst/R 9R

amethyst/R 9S

amethyst/R 10R

amethyst/R 10S



Amethyst/V

amethyst/V

Product Features

- Corrosion resistant die-cast aluminum housing
- Aluminum casting pedestal
- Aluminum casting patterns in endless options
- Steel and aluminum extrusion profile
- Aluminum die-cast and laser-cut patterned aluminum profile arms
- Corrosion-resistant stainless steel fasteners

Body Housing & Finish

- Electrostatic powder coating
- According to desired RAL code, electrostatic powder coating or wet paint over cataphoresis coating
- Wooden, natural stone and marble patterned transfer coating

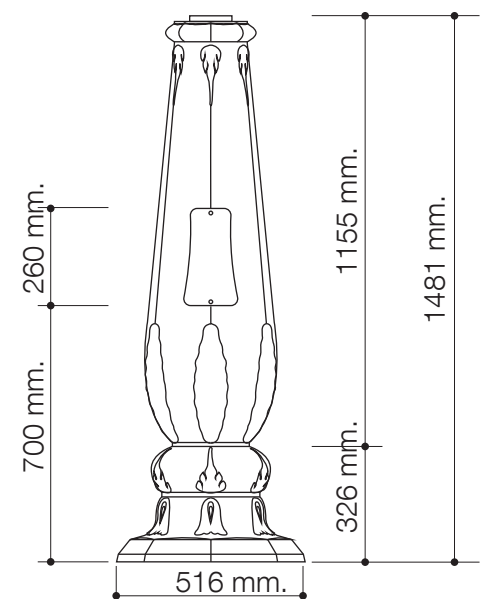
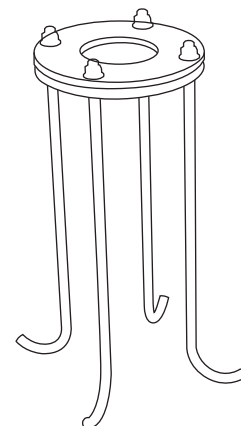
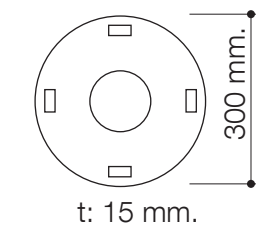
Texture Coating Models



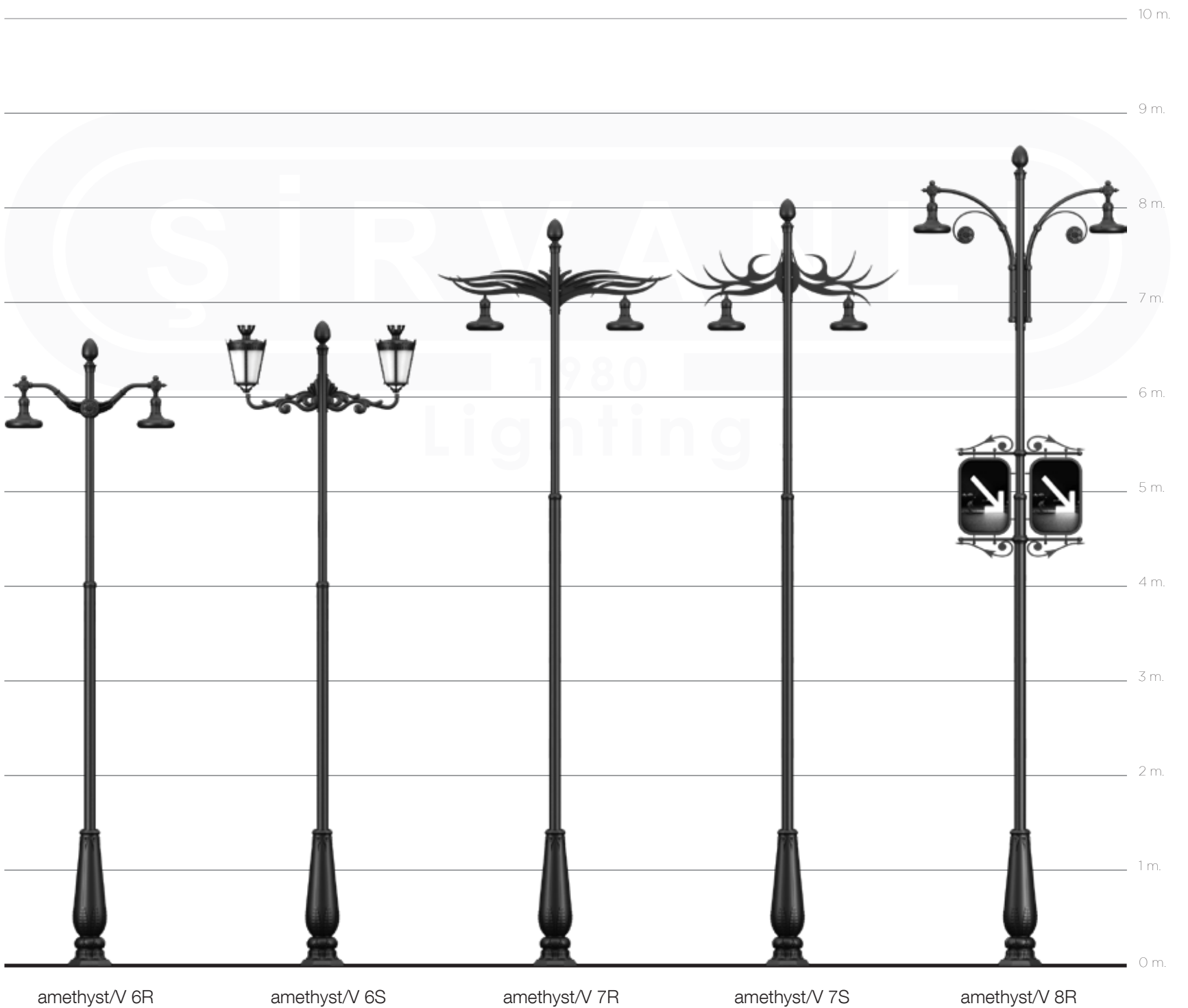
Marble- Granite texture coating



Wooden texture coating



amethyst/V



10 m.

9 m.

8 m.

7 m.

6 m.

5 m.

4 m.

3 m.

2 m.

1 m.

0 m.

amethyst/V 6R


amethyst/V 6S

amethyst/V 7R

amethyst/V 7S

amethyst/V 8R

amethyst/V



amethyst/V 8S

amethyst/V 9R

amethyst/V 9S

amethyst/V 10R

amethyst/V 10S



quartz/S

Product Features

- Corrosion resistant die-cast aluminum housing
- Aluminum casting pedestal
- Aluminum casting patterns in endless options
- Steel and aluminum extrusion profile
- Aluminum die-cast and laser-cut patterned aluminum profile arms
- Corrosion-resistant stainless steel fasteners

Body Housing & Finish

- Electrostatic powder coating
- According to desired RAL code, electrostatic powder coating or wet paint over cataphoresis coating
- Wooden, natural stone and marble patterned transfer coating

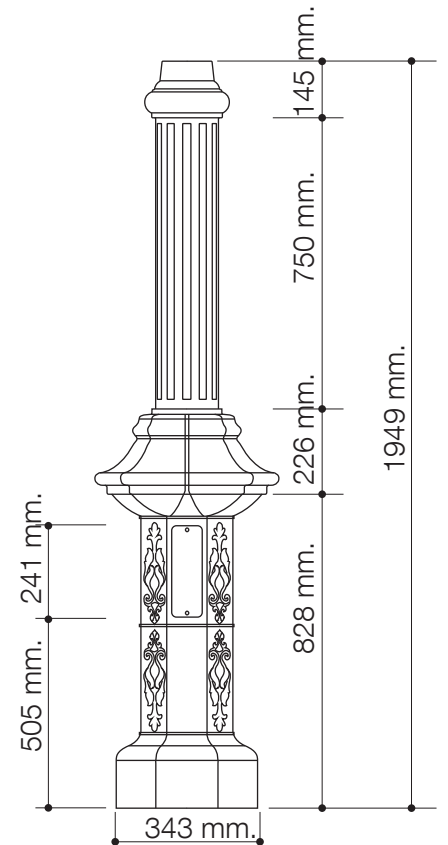
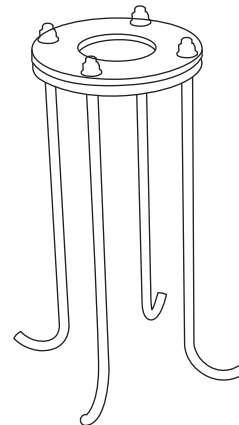
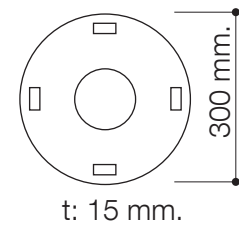
Texture Coating Models



Marble- Granite texture coating




Wooden texture coating



quartz/S



quartz/S





quartz/R

Product Features

- Corrosion resistant die-cast aluminum housing
- Aluminum casting pedestal
- Aluminum casting patterns in endless options
- Steel and aluminum extrusion profile
- Aluminum die-cast and laser-cut patterned aluminum profile arms
- Corrosion-resistant stainless steel fasteners

Body Housing & Finish

- Electrostatic powder coating
- According to desired RAL code, electrostatic powder coating or wet paint over cataphoresis coating
- Wooden, natural stone and marble patterned transfer coating

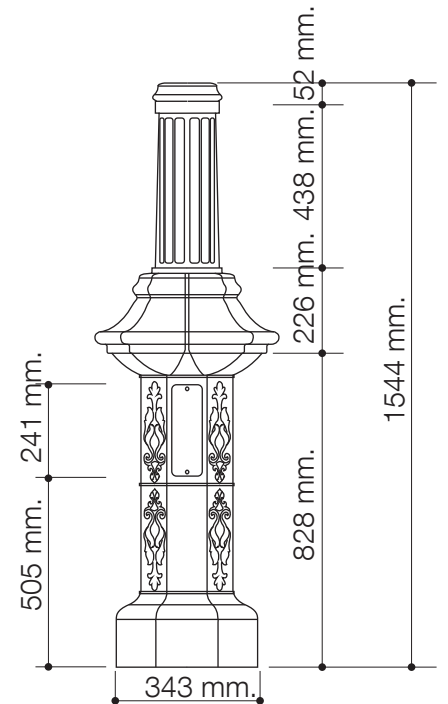
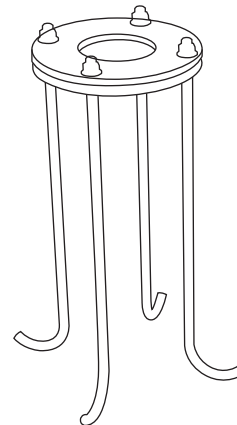
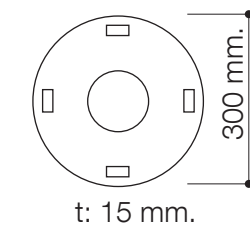
Texture Coating Models



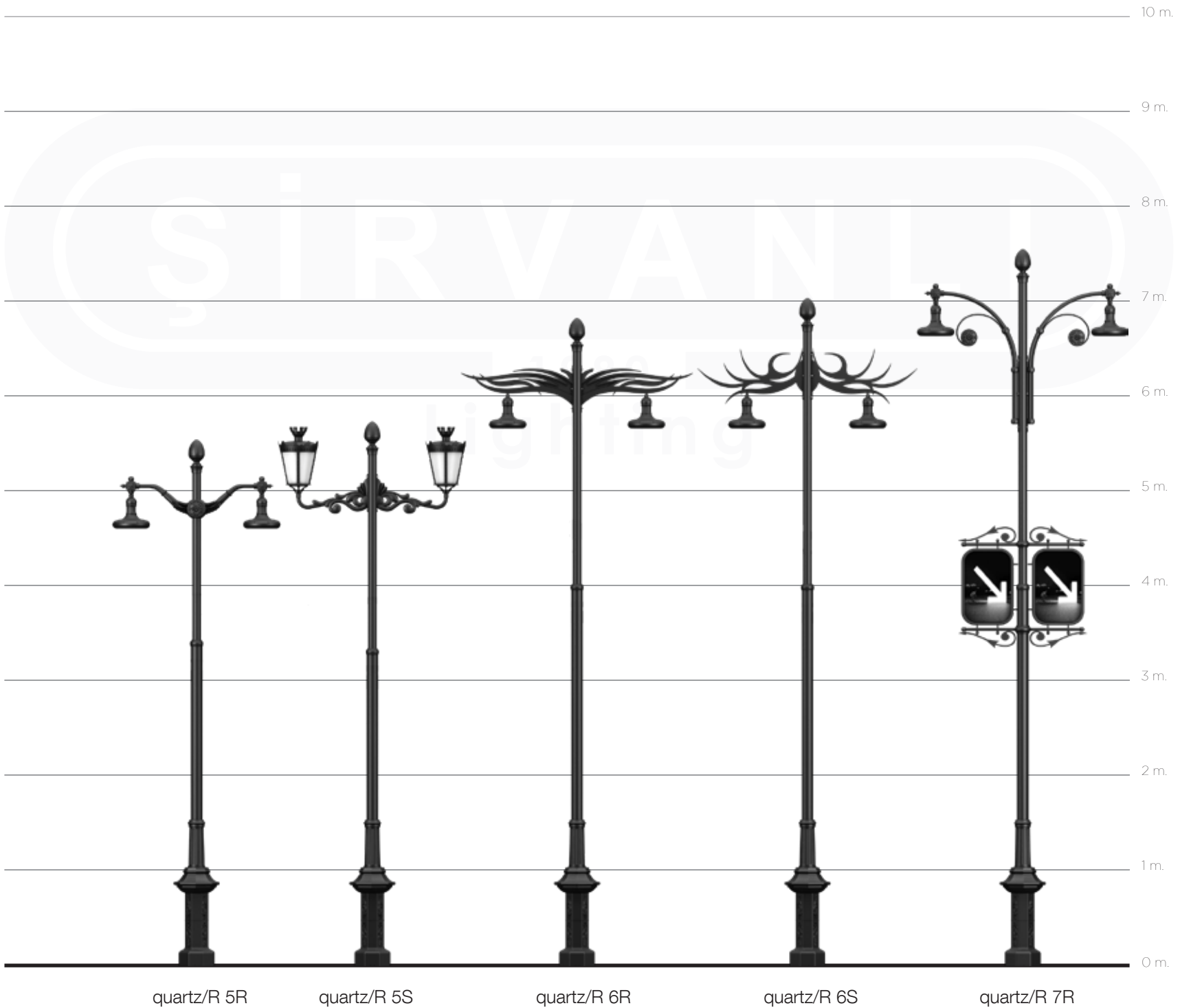
Marble- Granite texture coating



Wooden texture coating



quartz/R



10 m.

9 m.

8 m.

7 m.

6 m.

5 m.

4 m.

3 m.

2 m.

1 m.

0 m.

quartz/R 5R

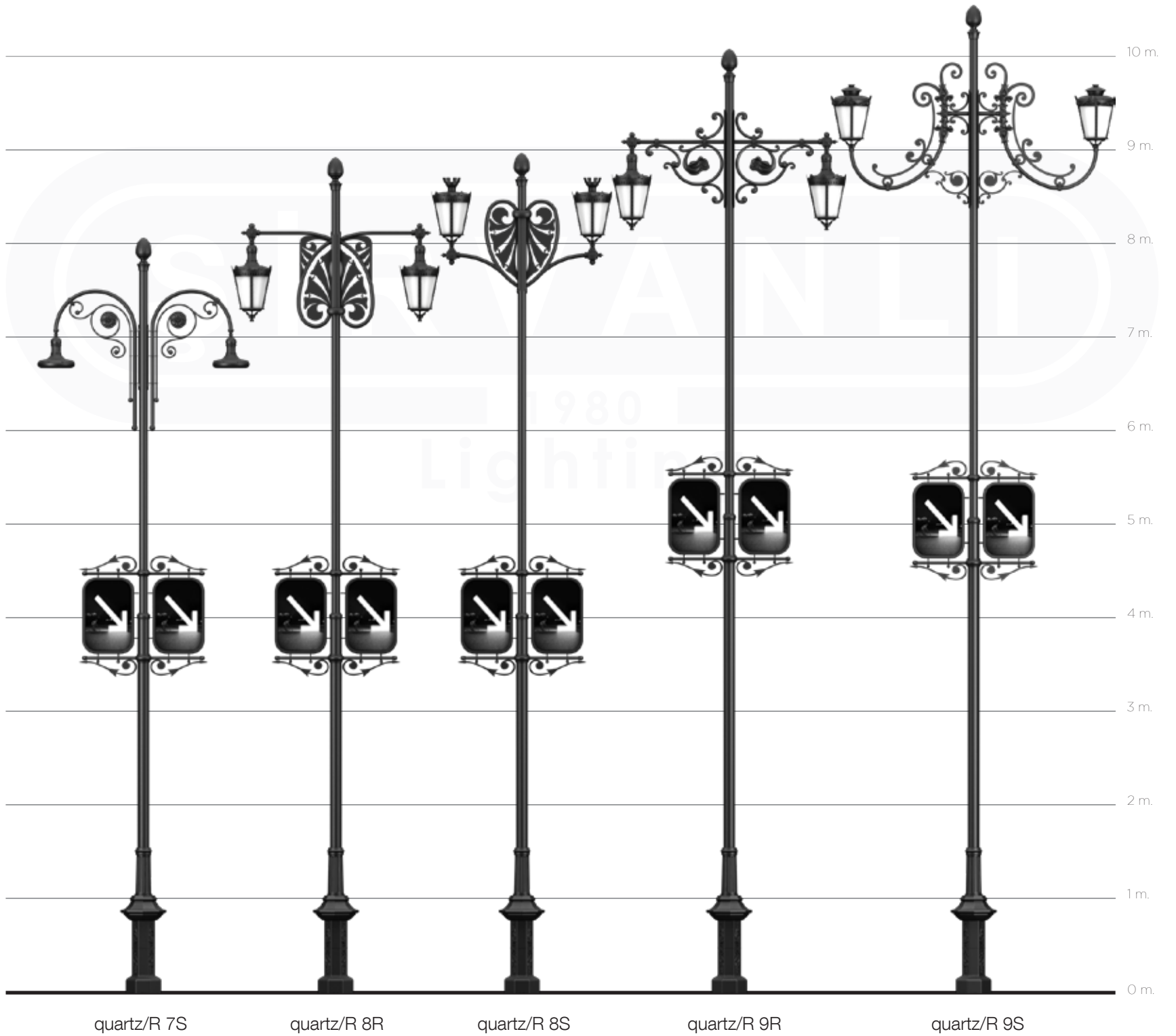
quartz/R 5S

quartz/R 6R

quartz/R 6S

quartz/R 7R

quartz/R



quartz/R 7S

quartz/R 8R

quartz/R 8S

quartz/R 9R

quartz/R 9S



quartz/V

quartz/V

Product Features

- Corrosion resistant die-cast aluminum housing
- Aluminum casting pedestal
- Aluminum casting patterns in endless options
- Steel and aluminum extrusion profile
- Aluminum die-cast and laser-cut patterned aluminum profile arms
- Corrosion-resistant stainless steel fasteners

Body Housing & Finish

- Electrostatic powder coating
- According to desired RAL code, electrostatic powder coating or wet paint over cataphoresis coating
- Wooden, natural stone and marble patterned transfer coating

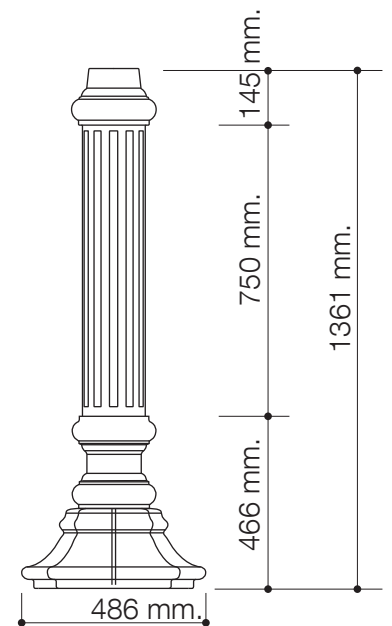
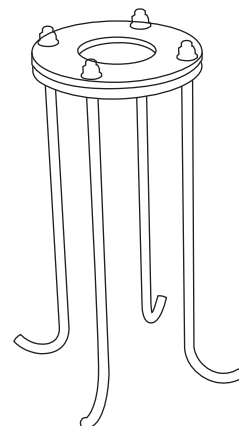
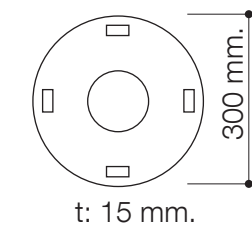
Texture Coating Models



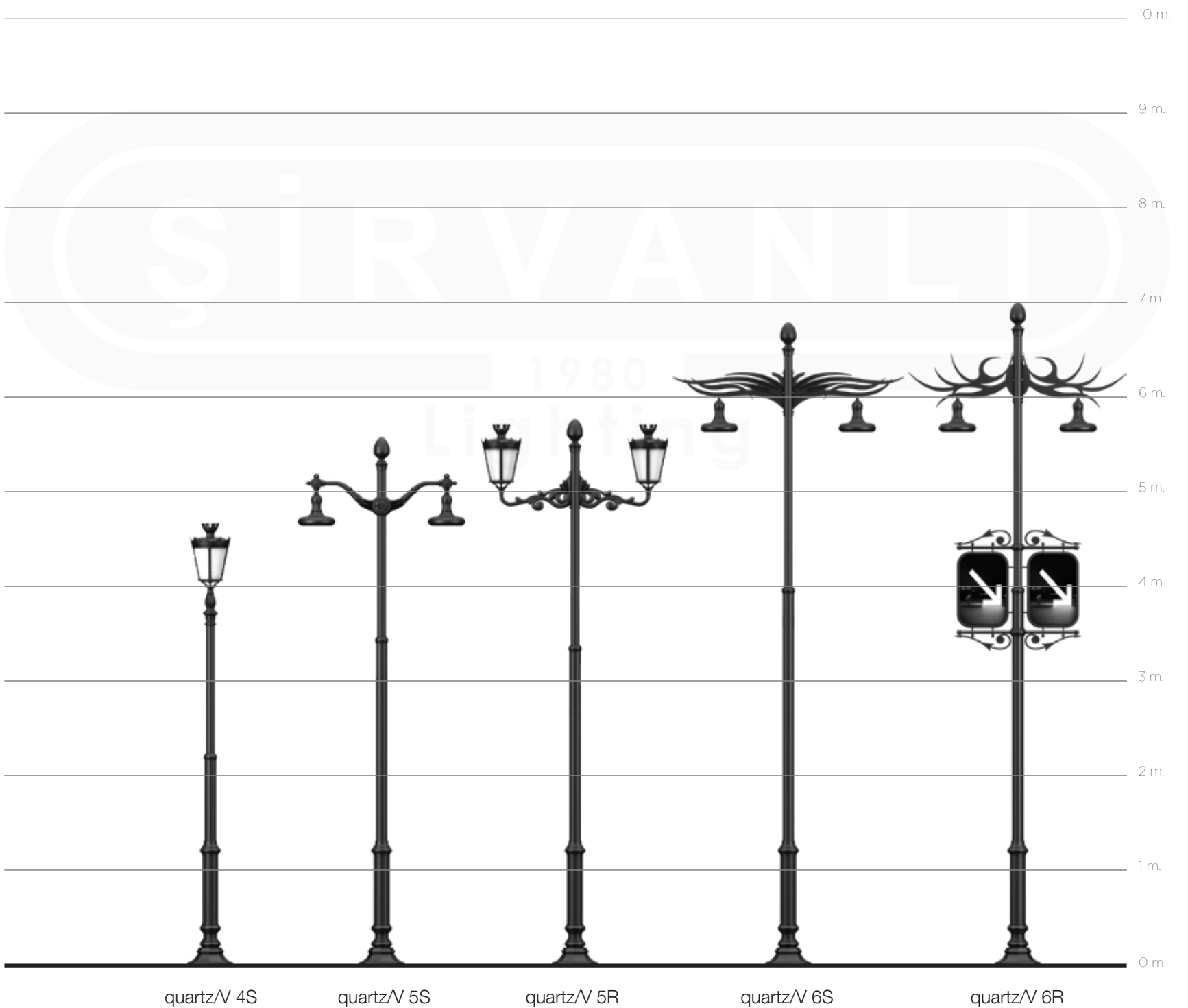
Marble- Granite texture coating




Wooden texture coating



quartz/V



quartz/V





quartz/L

quartz/L

Product Features

- Corrosion resistant die-cast aluminum housing
- Aluminum casting pedestal
- Aluminum casting patterns in endless options
- Steel and aluminum extrusion profile
- Aluminum die-cast and laser-cut patterned aluminum profile arms
- Corrosion-resistant stainless steel fasteners

Body Housing & Finish

- Electrostatic powder coating
- According to desired RAL code, electrostatic powder coating or wet paint over cataphoresis coating
- Wooden, natural stone and marble patterned transfer coating

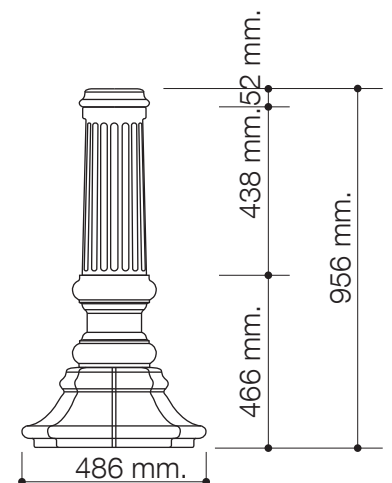
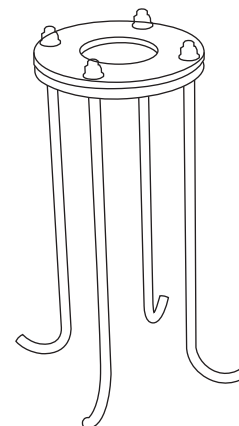
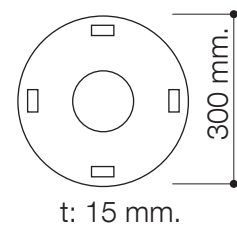
Texture Coating Models



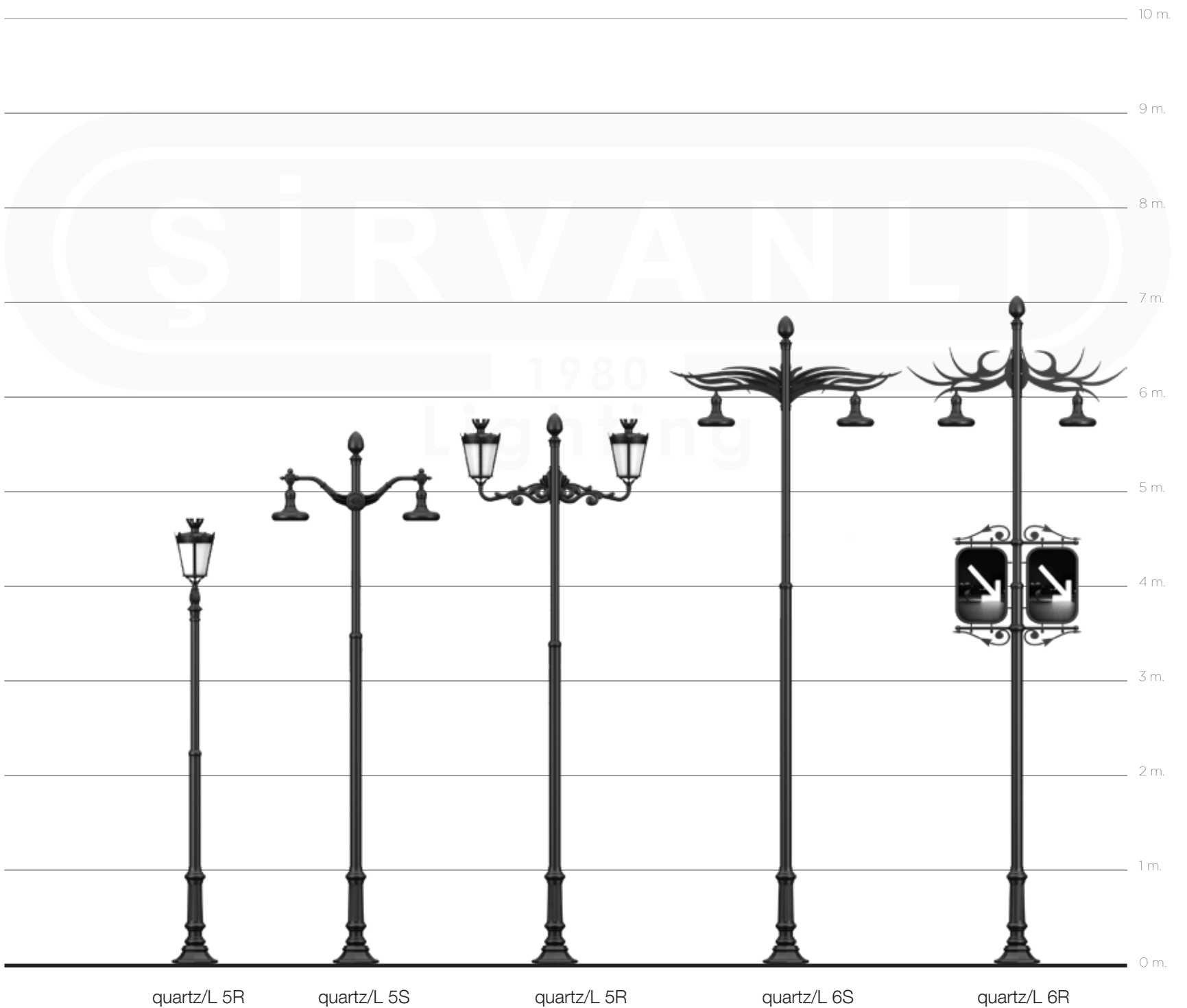
Marble- Granite texture coating



Wooden texture coating



quartz/L



10 m.

9 m.

8 m.

7 m.

6 m.

5 m.

4 m.

3 m.

2 m.

1 m.

0 m.

quartz/L 5R

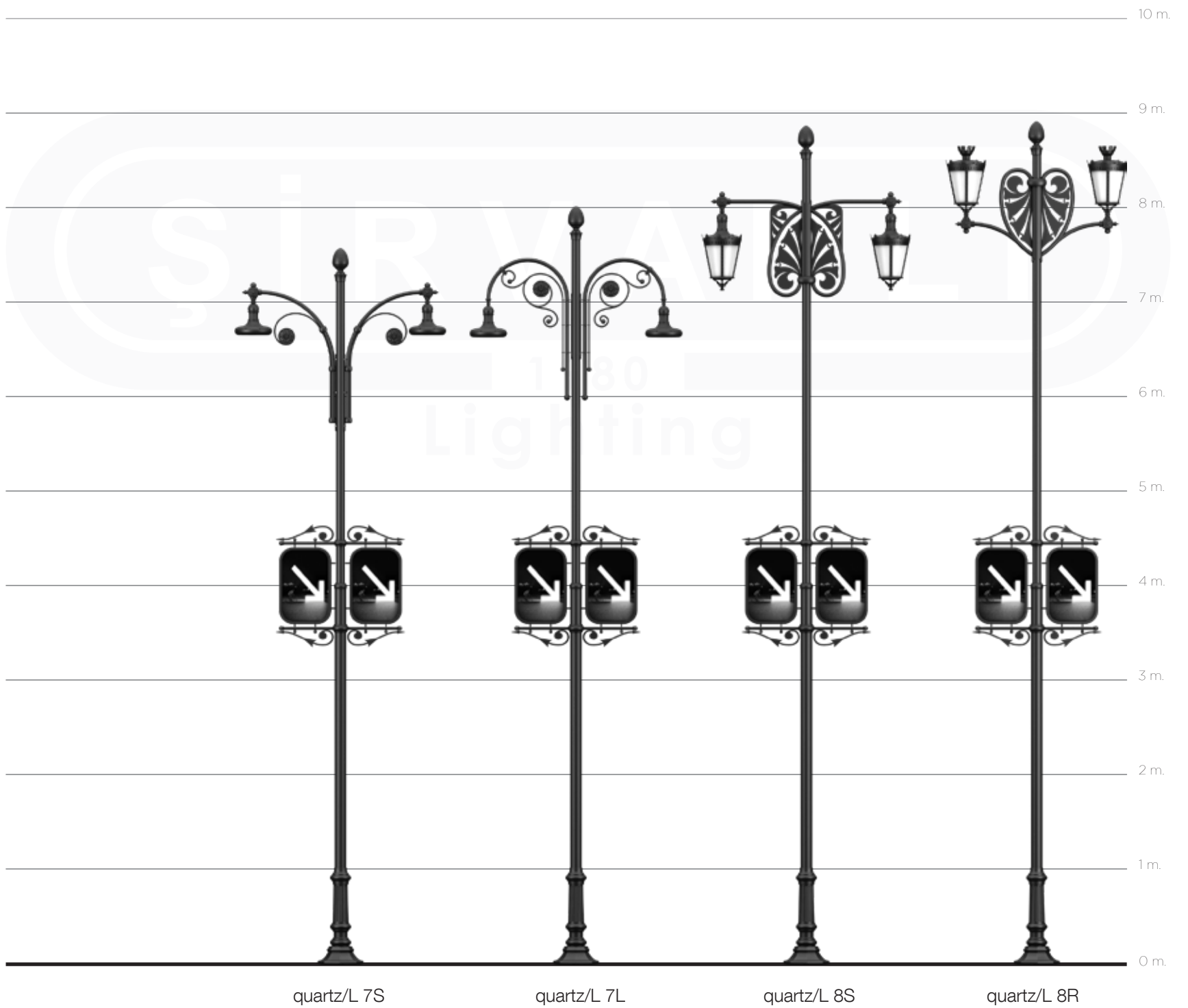
quartz/L 5S

quartz/L 5R

quartz/L 6S

quartz/L 6R

quartz/L



quartz/L 7S

quartz/L 7L

quartz/L 8S

quartz/L 8R



state


Product Features

- Corrosion resistant die-cast aluminum housing
- Aluminum casting pedestal
- Aluminum casting patterns in endless options
- Steel and aluminum extrusion profile
- Aluminum die-cast and laser-cut patterned aluminum profile arms
- Corrosion-resistant stainless steel fasteners

Body Housing & Finish

- Electrostatic powder coating
- According to desired RAL code, electrostatic powder coating or wet paint over cataphoresis coating
- Wooden, natural stone and marble patterned transfer coating

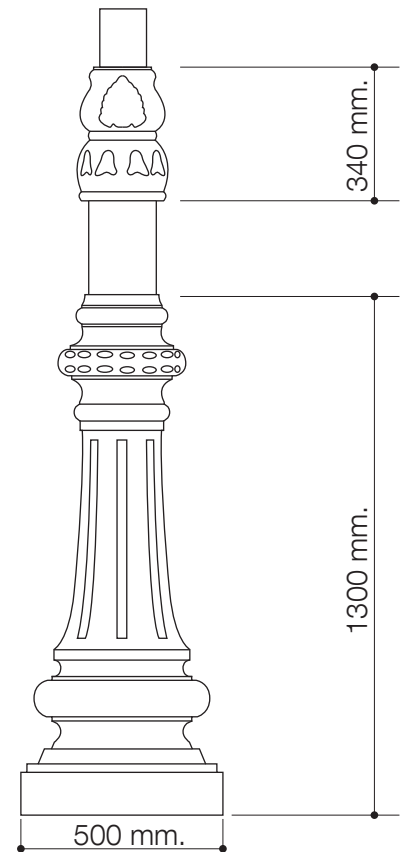
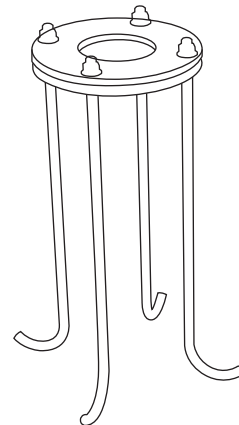
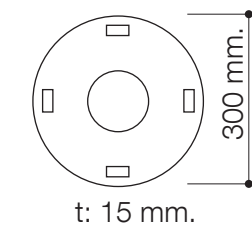
Texture Coating Models




Marble- Granite texture coating



Wooden texture coating



state



10 m.

9 m.

8 m.

7 m.

6 m.

5 m.

4 m.

3 m.

2 m.

1 m.

0 m.

state 4S

state 5S


state 5R

state 6S

state 6R

state 7S

state



10 m.
9 m.
8 m.
7 m.
6 m.
5 m.
4 m.
3 m.
2 m.
1 m.
0 m.

state 7R

state 8S

state 8R

state 9S

state 9R



howlite

howlite

Product Features

- Corrosion resistant die-cast aluminum housing
- Aluminum casting pedestal
- Aluminum casting patterns in endless options
- Steel and aluminum extrusion profile
- Aluminum die-cast and laser-cut patterned aluminum profile arms
- Corrosion-resistant stainless steel fasteners

Body Housing & Finish

- Electrostatic powder coating
- According to desired RAL code, electrostatic powder coating or wet paint over cataphoresis coating
- Wooden, natural stone and marble patterned transfer coating

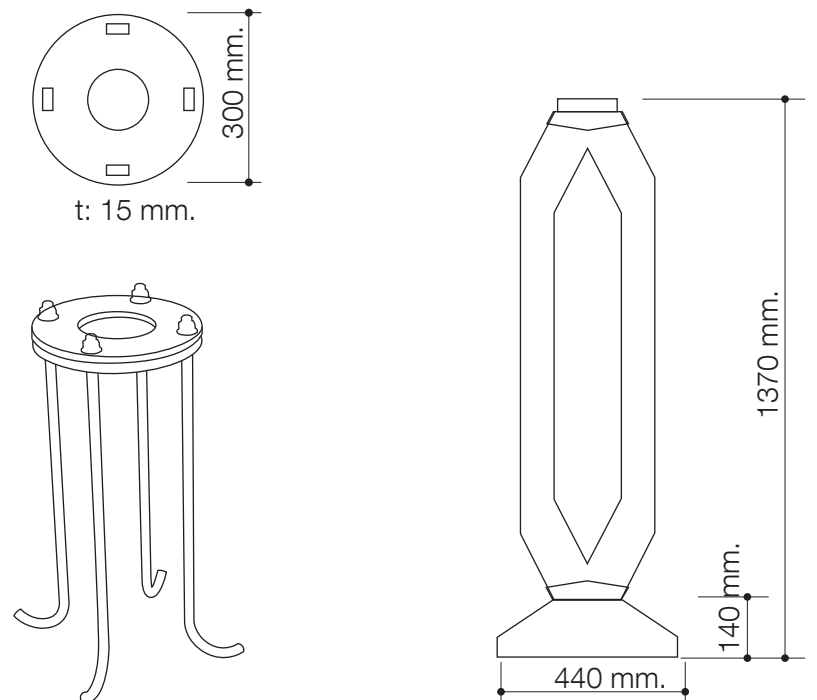
Texture Coating Models



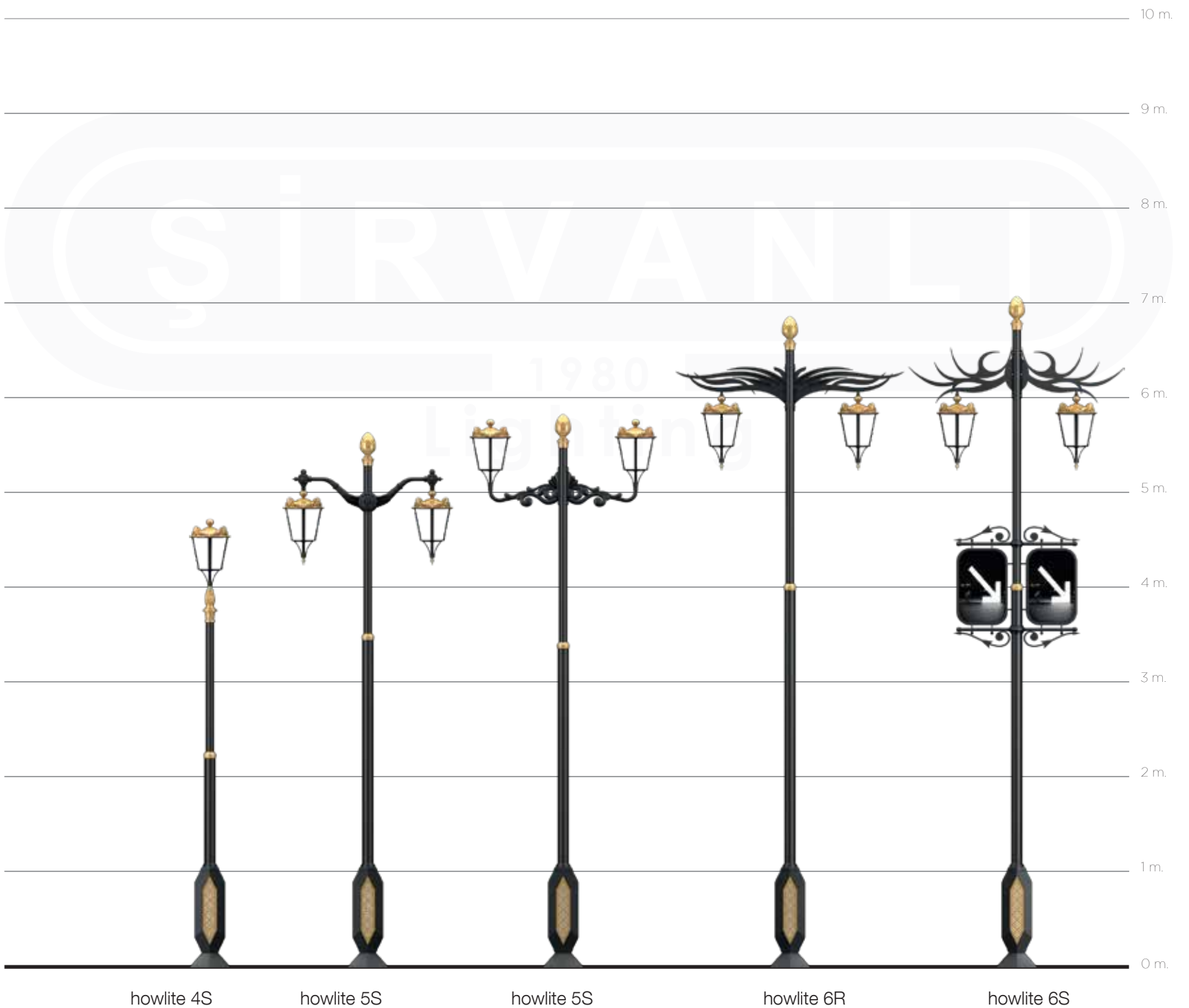
Marble- Granite texture coating



Wooden texture coating



howlite



10 m.

9 m.

8 m.

7 m.

6 m.

5 m.

4 m.

3 m.

2 m.

1 m.

0 m.

howlite 4S

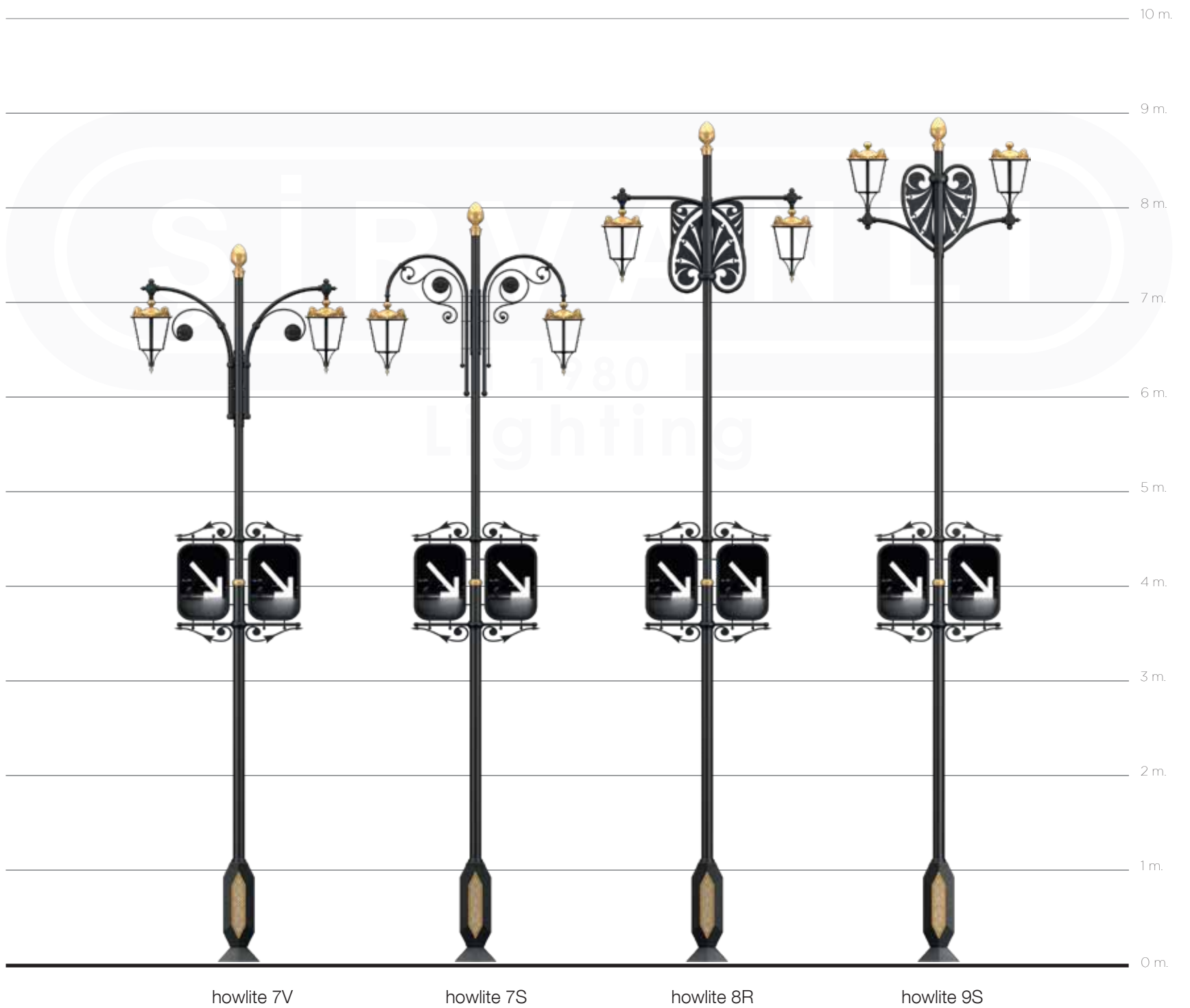
howlite 5S

howlite 5S

howlite 6R

howlite 6S

howlite



howlite 7V

howlite 7S

howlite 8R

howlite 9S



citrine eco

citrine eco

Product Features

- Corrosion resistant die-cast aluminum housing
- Aluminum casting pedestal
- Aluminum casting patterns in endless options
- Steel and aluminum extrusion profile
- Aluminum die-cast and laser-cut patterned aluminum profile arms
- Corrosion-resistant stainless steel fasteners

Body Housing & Finish

- Electrostatic powder coating
- According to desired RAL code, electrostatic powder coating or wet paint over cataphoresis coating
- Wooden, natural stone and marble patterned transfer coating

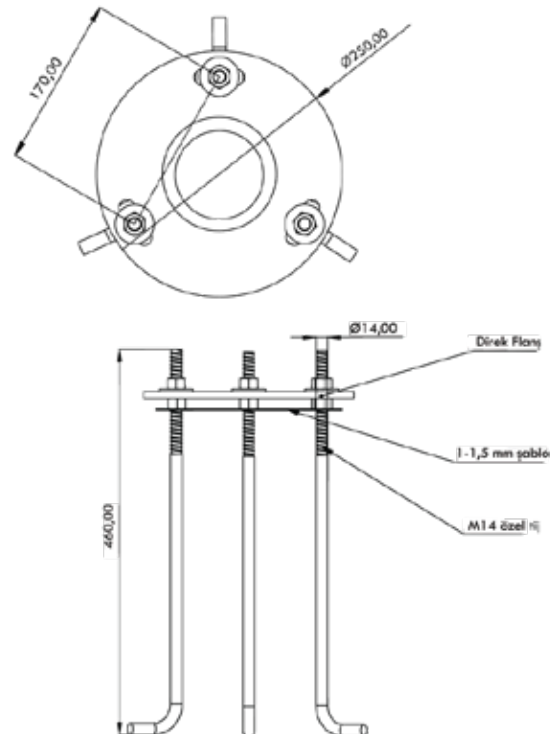
Texture Coating Models



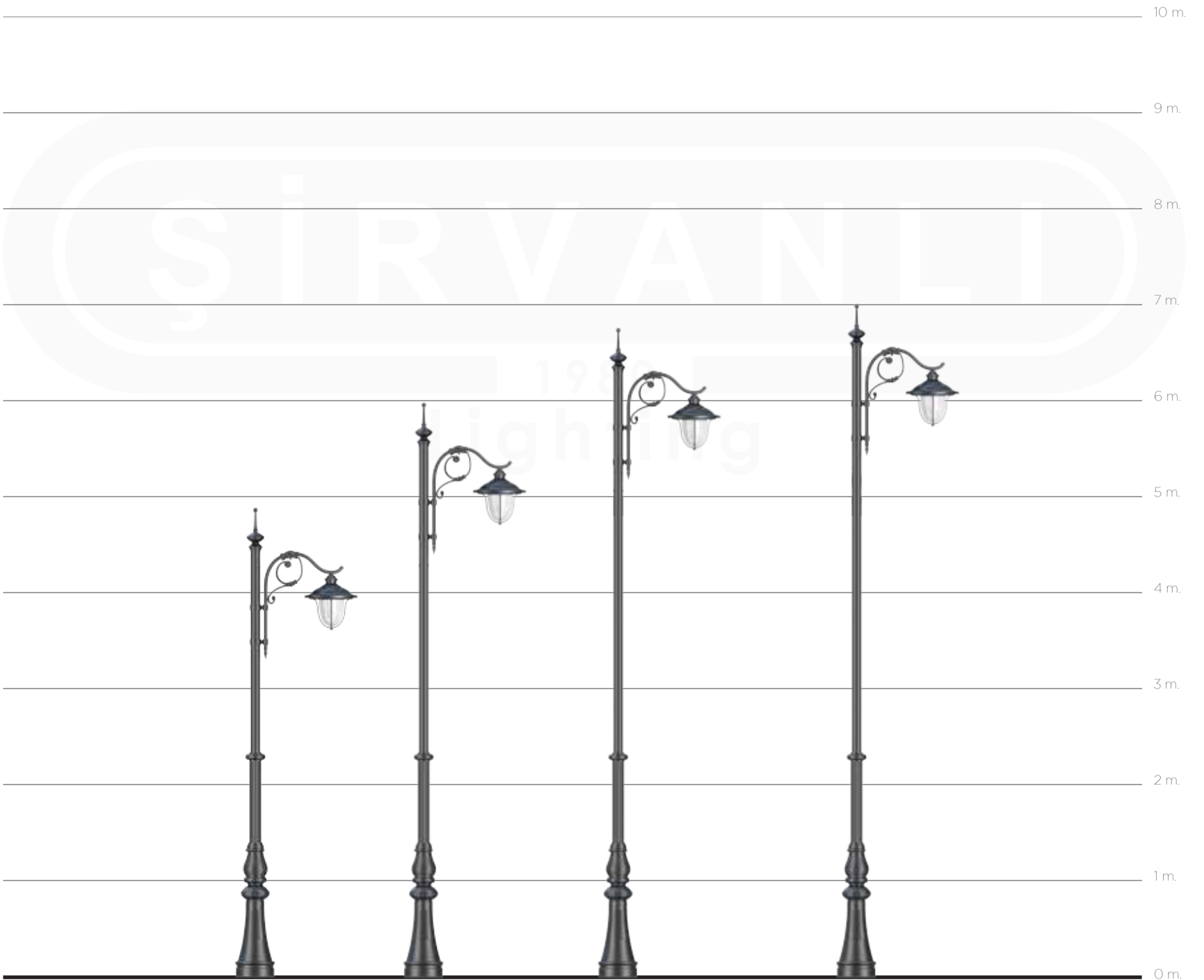
Marble- Granite texture coating




Wooden texture coating





citrine eco



citrine eco









palm pole

palm pole

Product Features

- Corrosion aluminum housing
- Aluminum or steel laser cut patterns
- Steel and aluminum conical profile
- Corrosion-resistant stainless steel fasteners

Body Housing & Finish

- Electrostatic powder coating
- According to desired RAL code, electrostatic powder coating or wet paint over cataphoresis coating
- Wooden, natural stone and marble patterned transfer coating

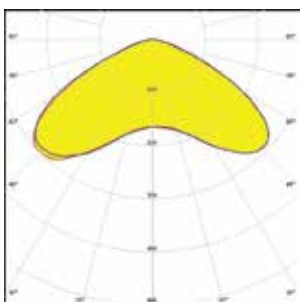
Luminaire Options

- palm5-6 S / 30W - 40W / 3.600lm.- 4.800lm. / 3000k-4000k-6500k
Larimar FloodLight 30W / 3.600lm. /3000k-4000k-6500k
- palm6-7 S / 40W - 60W / 4.800lm.- 7.200lm. / 3000k-4000k-6500k
Larimar FloodLight 30W / 3.600lm. /3000k-4000k-6500k
- palm7-8 S / 50W - 80W / 6.000lm.- 9.600lm. / 3000k-4000k-6500k
Larimar FloodLight 30W / 3.600lm. /3000k-4000k-6500k
- palm5-6 R / 30W - 40W / 3.600lm.- 4.800lm. / 3000k-4000k-6500k
- palm6-7 R / 40W - 60W / 4.800lm.- 7.200lm. / 3000k-4000k-6500k
- palm7-8 R / 50W - 80W / 6.000lm.- 9.600lm. / 3000k-4000k-6500k

Optical Properties

- C13937_STRADA-2X2-C-STP 50x50 Ledil lens
- CRI > 70 (4000K), CRI > 80 (3000K)

C13937_STRADA-2X2-C-STP



Dimensions: 50.0 mm x 50.0 mm

Height: 5.30 mm

Beam for area and street lighting such as parks and pedestrian walkways

Electrical Properties

- Current 700mA, 350mA (optional), 525mA (optional)
- Insulation class: CLASS I, CLASS II (optional)
- Energy class: A+
- Input Voltage: 220V - 240V, 120V - 277V (optional) at 50Hz / 60Hz
- Driver Options: Standart (ON/OFF) / DALI / Programmable led driver

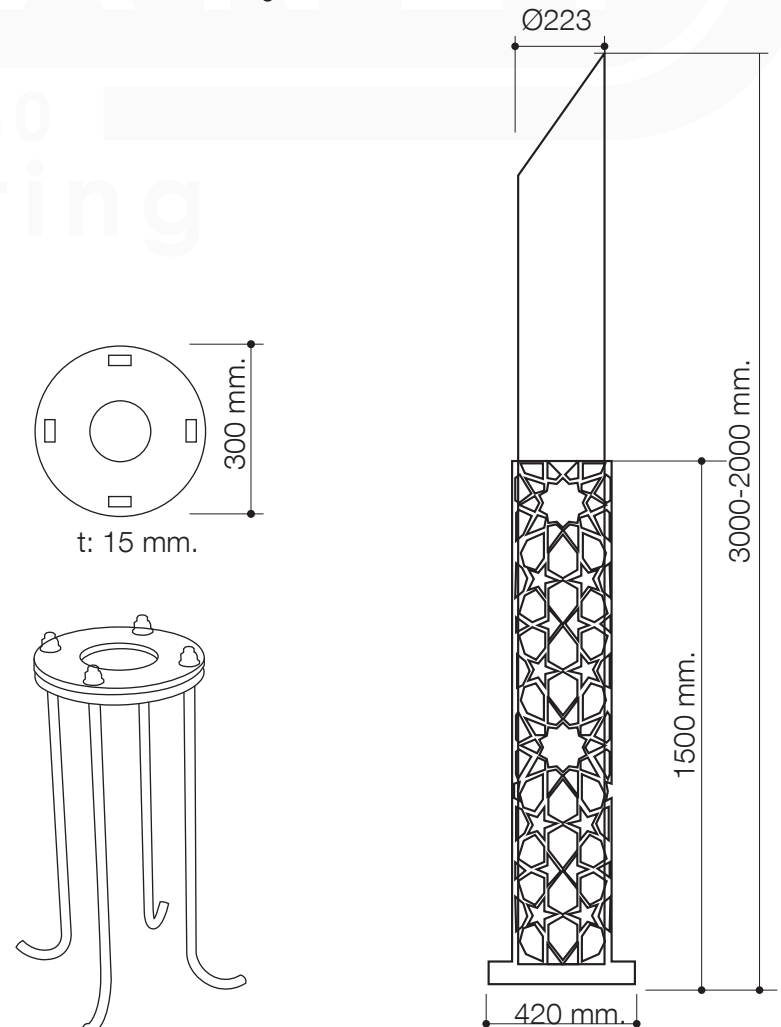
Texture Coating Models



Marble- Granite texture coating



Wooden texture coating



palm pole



10 m.

9 m.

8 m.

7 m.

6 m.

5 m.

4 m.

3 m.

2 m.

1 m.

0 m.

palm5-6 S

palm6-7 S

palm7-8 S

palm pole





onyx

Product Features

- Corrosion resistant die-cast aluminum housing
- Aluminum casting pedestal
- Aluminum casting patterns in endless options
- Steel and aluminum extrusion profile
- Aluminum die-cast and laser-cut patterned aluminum profile arms
- Corrosion-resistant stainless steel fasteners


Electrical Properties

- Current 700mA, 350mA (optional), 525mA (optional)
- Insulation class: CLASS I, CLASS II (optional)
- Energy class: A+
- Input Voltage: 220V - 240V, 120V - 277V (optional) at 50Hz / 60Hz
- Driver Options: Standart (ON/OFF) / DALI / Programmable led driver

Body Housing & Finish

- Electrostatic powder coating
- According to desired RAL code, electrostatic powder coating or wet paint over cataphoresis coating
- Wooden, natural stone and marble patterned transfer coating

Texture Coating Models



Marble- Granite texture coating



Wooden texture coating

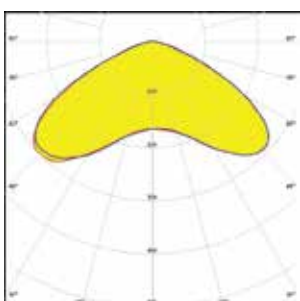
Luminaire Options

- Onyx S 4 / 30W / E-27 / 3000k-4000k-6500k
- Onyx S 5/ 30W / E-27 / 3000k-4000k-6500k
- Onyx S 6/ 50W / E-27 / 3000k-4000k-6500k
- Onyx S 7/ 100W / E-27 / 3000k-4000k-6500k
- Onyx S 4/ 2x30W / E-27 / 3000k-4000k-6500k
- Onyx S 6/ 2x30W / E-27 / 3000k-4000k-6500k
- Onyx S 7/ 2x50W / E-27 / 3000k-4000k-6500k
- Onyx S 8/ 2x100W / E-27 / 3000k-4000k-6500k

Optical Properties

- C13937_STRADA-2X2-C-STP 50x50 Ledil lens
- CRI > 70 (4000K), CRI > 80 (3000K)

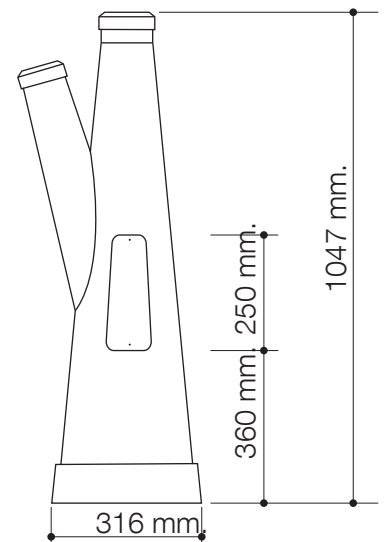
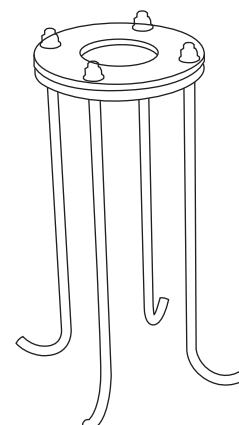
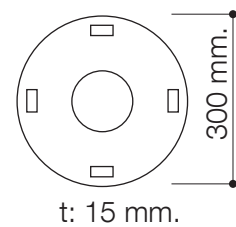
C13937_STRADA-2X2-C-STP



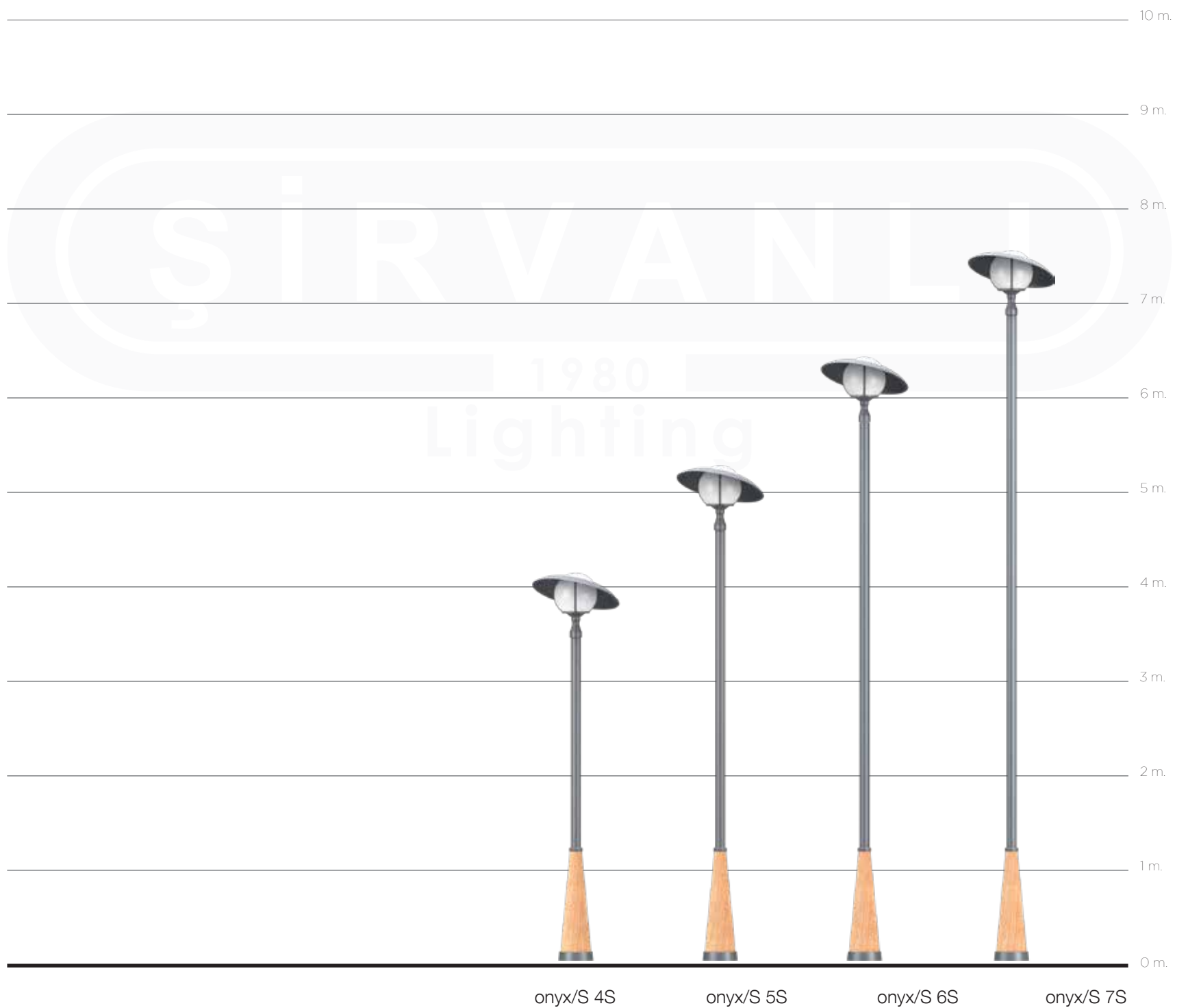
Dimensions: 50.0 mm x 50.0 mm

Height: 5.30 mm

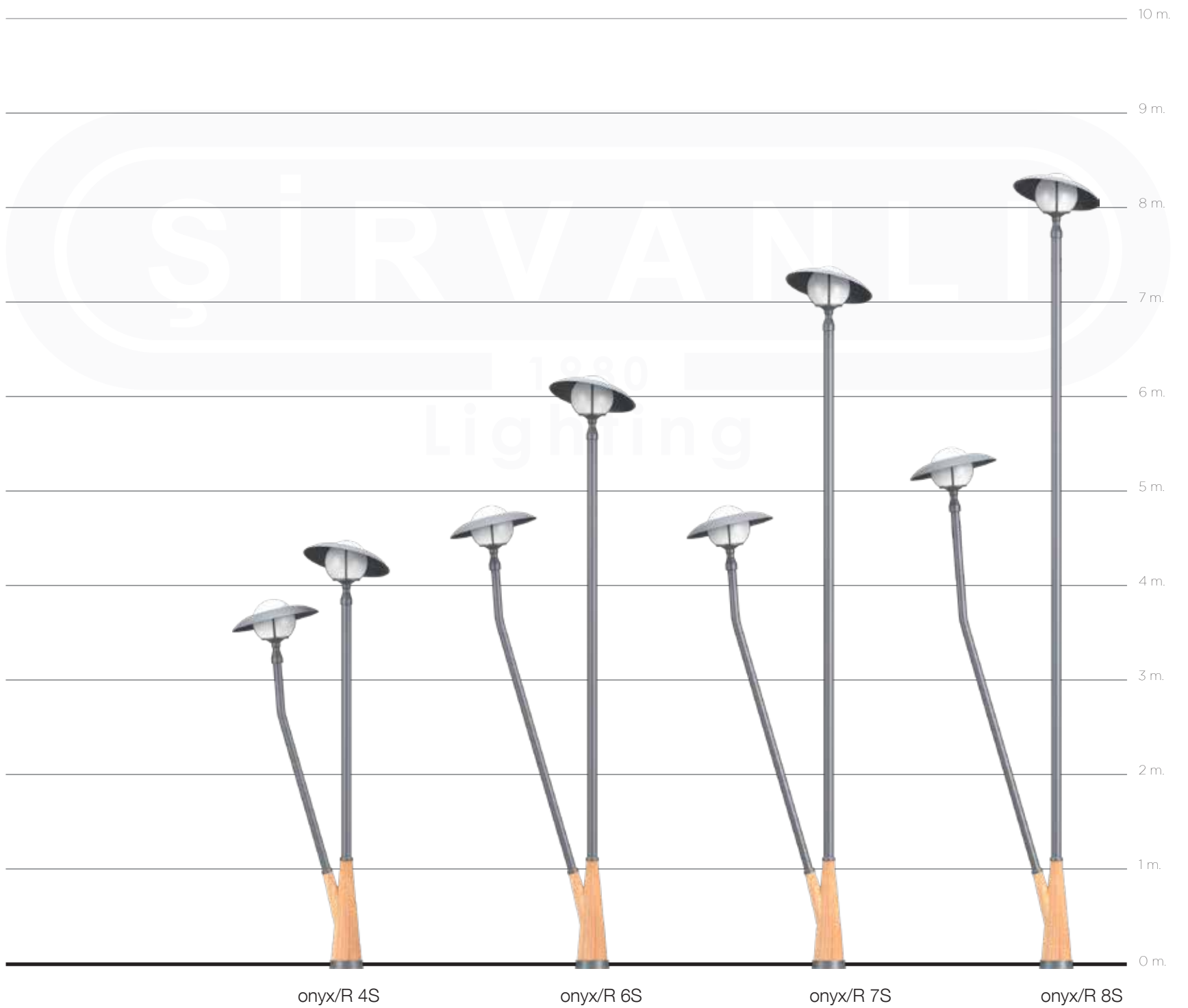
Beam for area and street lighting such as parks and pedestrian walkways



onyx



onyx





emerald

emerald

Product Features

- Corrosion resistant aluminum housing
- Aluminum casting patterns in endless options
- Steel and aluminum extrusion profile
- Aluminum die-cast and laser-cut patterned aluminum profile arms
- Corrosion-resistant stainless steel fasteners


Electrical Properties

- Current 700mA, 350mA (optional), 525mA (optional)
- Insulation class: CLASS I, CLASS II (optional)
- Energy class: A+
- Input Voltage: 220V - 240V, 120V - 277V (optional) at 50Hz / 60Hz
- Driver Options: Standart (ON/OFF) / DALI / Programmable led driver

Body Housing & Finish

- Electrostatic powder coating
- According to desired RAL code, electrostatic powder coating or wet paint over cataphoresis coating
- Wooden, natural stone and marble patterned transfer coating

Texture Coating Models



Marble- Granite texture coating



Wooden texture coating

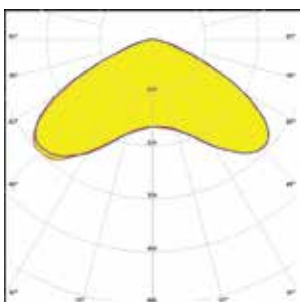
Luminaire Options

- Emerald R 4 / 30W / 3.600lm. / 3000k-4000k-6500k
- Emerald R 5 / 50W / 6.000lm. / 3000k-4000k-6500k
- Emerald R 6 / 50W / 6.050lm. / 3000k-4000k-6500k
- Emerald S 4-3 / 2x30W / 2x3.600lm. / 3000k-4000k-6500k
- Emerald S 5-3 / 2x50W / 2x6.000lm. / 3000k-4000k-6500k
- Emerald S 6-3 / 2x50W / 2x6.000lm. / 3000k-4000k-6500k
- Emerald S 6-4 / 2x100W / 2x12.000lm. / 3000k-4000k-6500k

Optical Properties

- C13937_STRADA-2X2-C-STP 50x50 Ledil lens
- CRI > 70 (4000K), CRI > 80 (3000K)

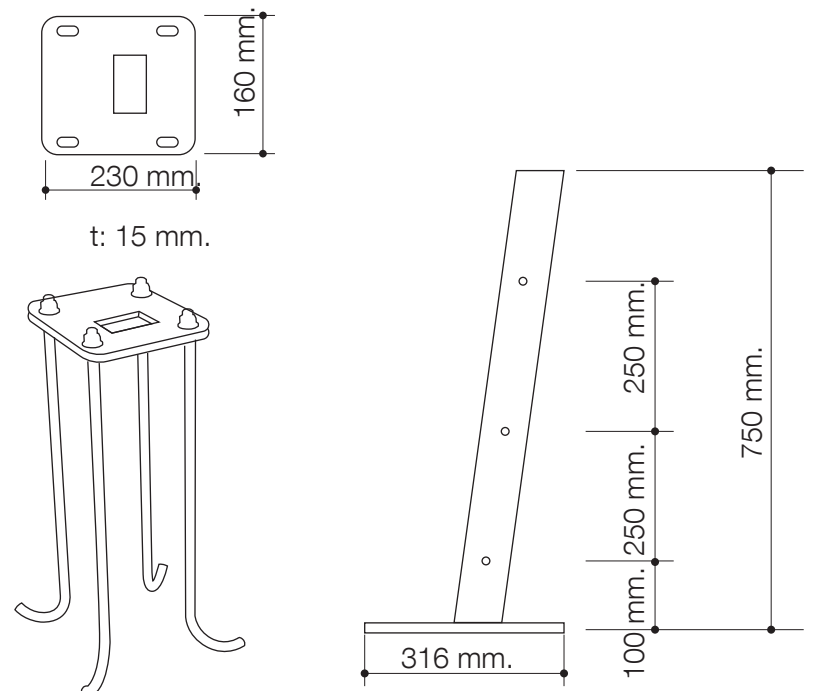
C13937_STRADA-2X2-C-STP



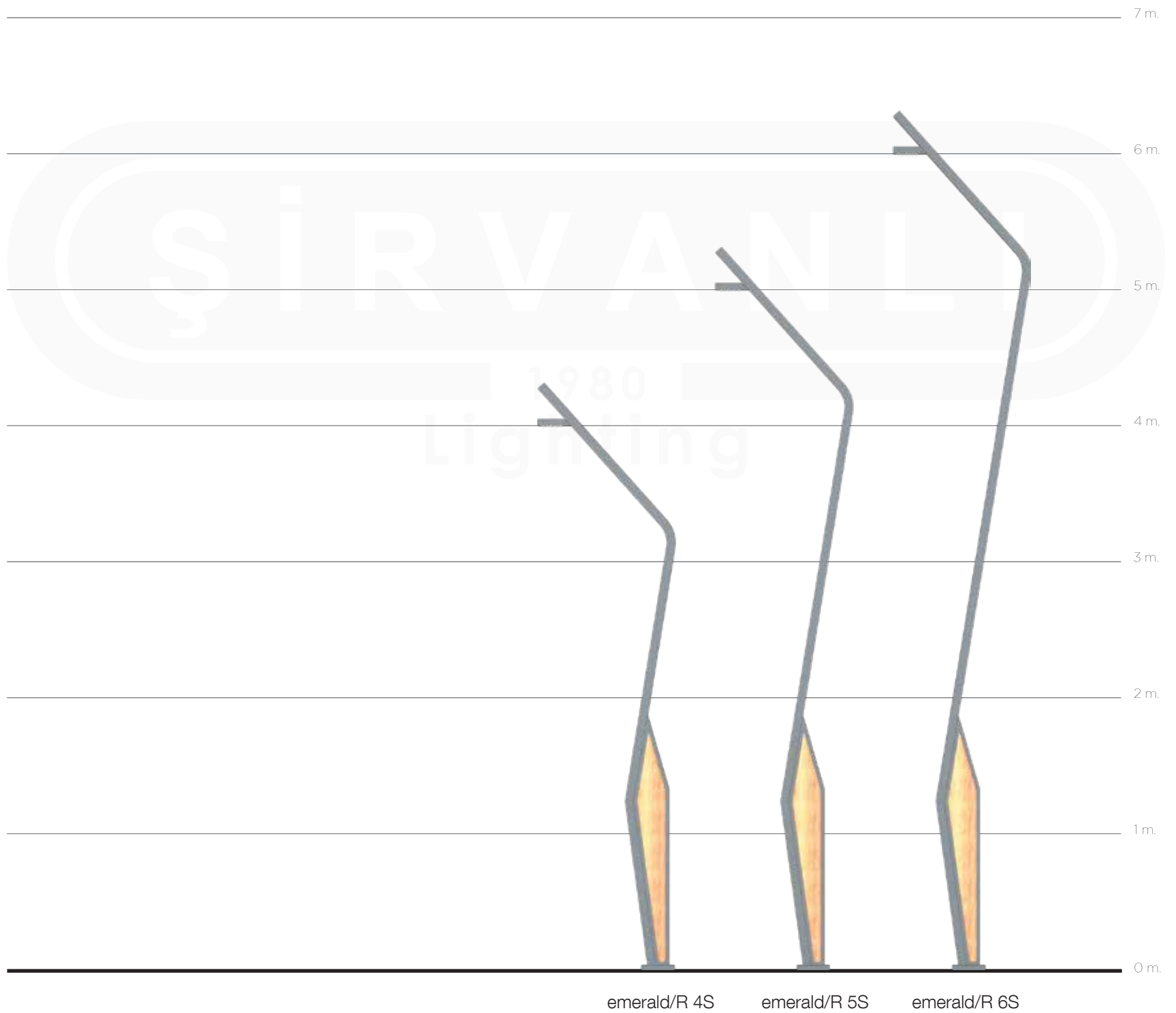
Dimensions: 50.0 mm x 50.0 mm

Height: 5.30 mm

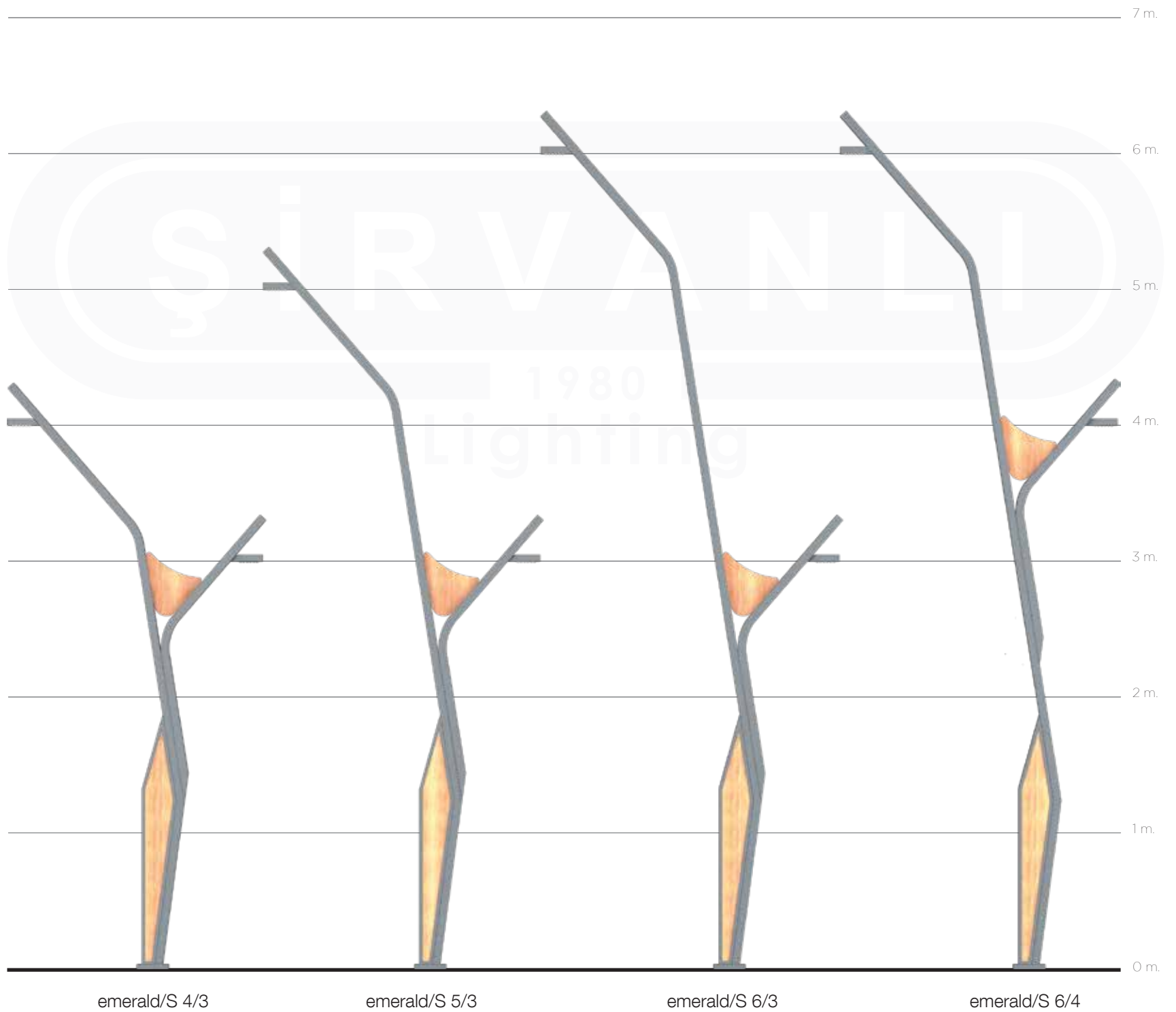
Beam for area and street lighting such as parks and pedestrian walkways



emerald



emerald





granat

Product Features

- Corrosion resistant aluminum housing
- Aluminum casting pedestal
- Steel and aluminum extrusion profile
- Aluminum die-cast and laser-cut patterned aluminum profile arms
- Corrosion-resistant stainless steel fasteners


Electrical Properties

- Current 700mA, 350mA (optional), 525mA (optional)
- Insulation class: CLASS I, CLASS II (optional)
- Energy class: A+
- Input Voltage: 220V - 240V, 120V - 277V (optional) at 50Hz / 60Hz
- Driver Options: Standart (ON/OFF) / DALI / Programmable led driver

Body Housing & Finish

- Electrostatic powder coating
- According to desired RAL code, electrostatic powder coating or wet paint over cataphoresis coating
- Wooden, natural stone and marble patterned transfer coating

Texture Coating Models



Marble- Granite texture coating



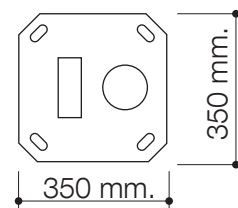
Wooden texture coating

Luminaire Options

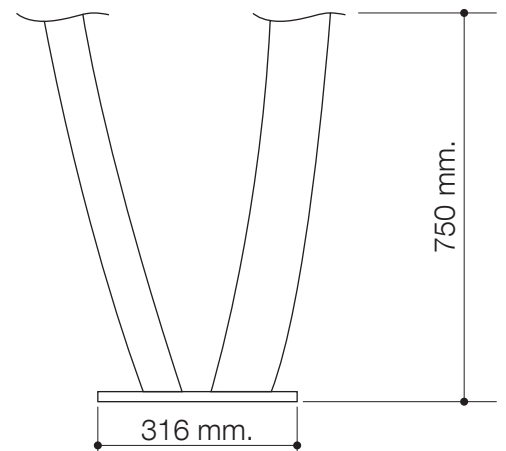
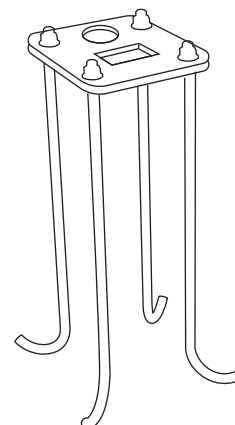
- Granat S 4 / 40W / 4.800lm. / 3000k-4000k
- Granat S 5 / 40W / 4.800lm. / 3000k-4000k
- Granat S 6 / 60W / 7.200lm. / 3000k-4000k
- Granat R 4 / 40W / 4.800lm.- Larimar / 2x24W / 3x2.520lm. / 3000k-4000K
- Granat R 5 / 40W / 4.800lm.- Larimar / 2x24W / 3x2.520lm. / 3000k-4000K
- Granat R 6 / 60W / 7.200lm.- Larimar / 2x24W / 3x2.520lm. / 3000k-4000K

Optical Properties

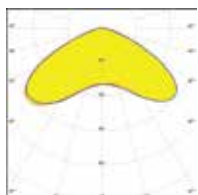
- C13937_STRADA-2X2-C-STP 50x50 Ledil lens
- CRI > 70 (4000K), CRI > 80 (3000K)



t: 15 mm.




Granat
C13937_STRADA-2X2-C-STP




Dimensions: 50.0 mm x 50.0 mm
Height: 5.30 mm
Beam for area and street lighting such as parks and pedestrian walkways

Larimar FloodLight
CA11420_TINA2-D



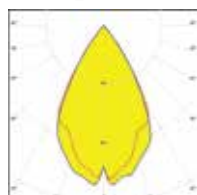
Dimensions: 16.1 mm x 16.1 mm
Height: 9.66 mm
~16° diffused spot beam Assembly with holder and installation tape.

Larimar FloodLight
CA12377_TINA2-M



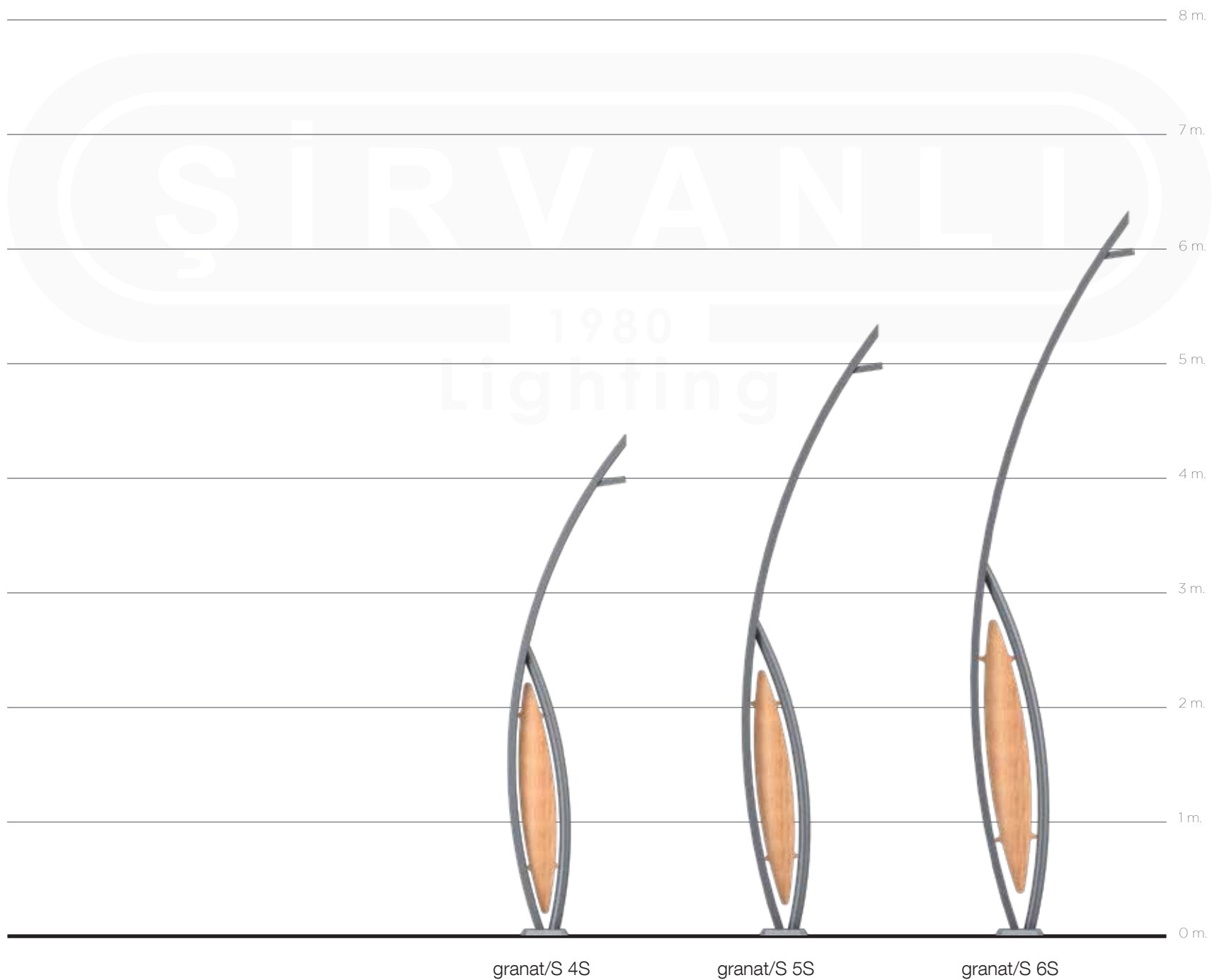
Dimensions: 16.0 mm x 16.0 mm
Height: 9.50 mm
~30° medium beam. Assembly with holder, installation tape and location pins.

Larimar FloodLight
CA11176_TINA2-WW

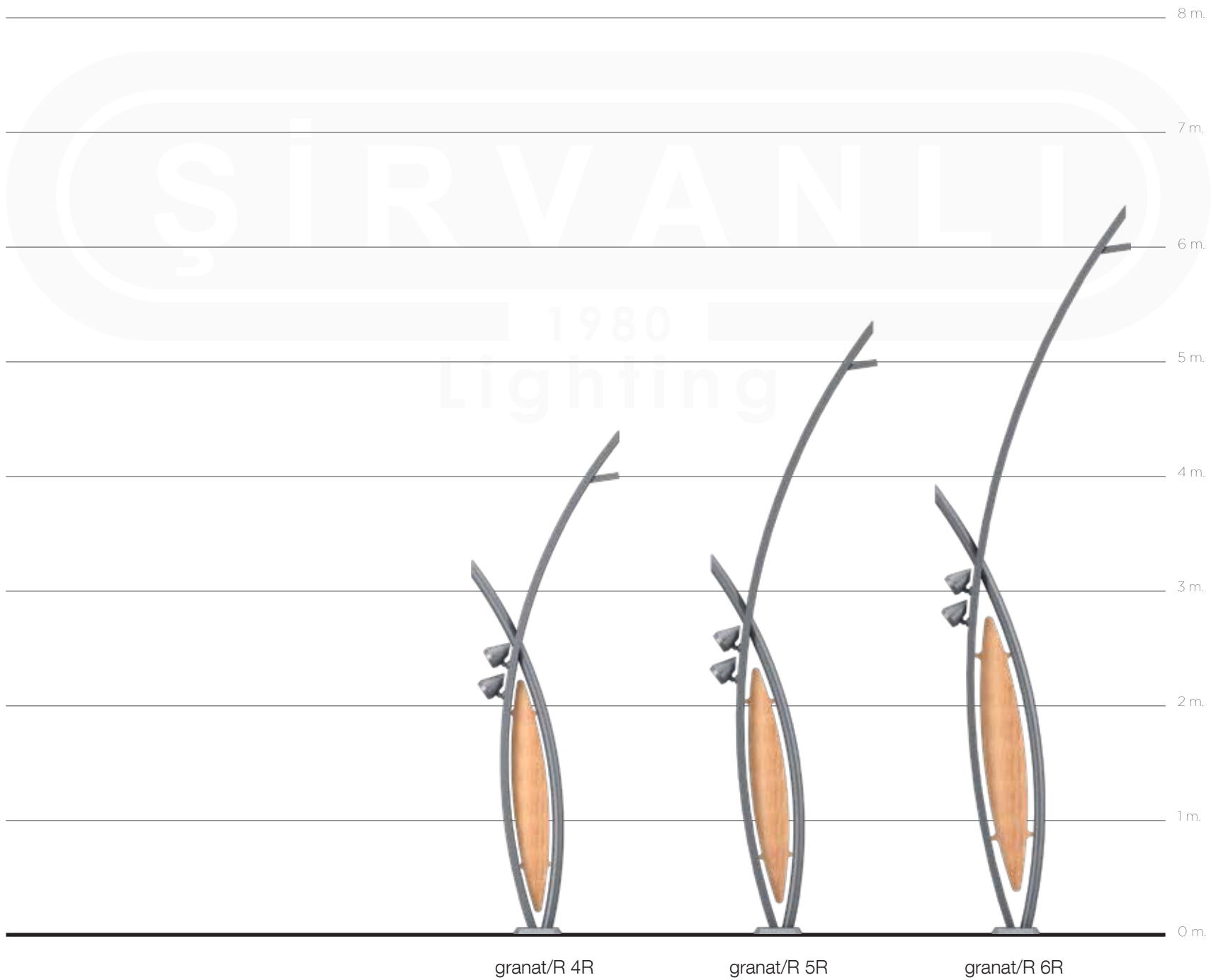


Dimensions: 16.1 mm x 16.1 mm
Height: 11.00 mm
~60° wide beam optimized for Nichia NS6x83. Assembly with holder and installation tape.

granat



granat





iade

jade

Product Features

- Corrosion resistant aluminum housing
- Aluminum casting pedestal
- Steel and aluminum extrusion profile
- Aluminum die-cast and laser-cut patterned aluminum profile arms
- Corrosion-resistant stainless steel fasteners

Body Housing & Finish

- Electrostatic powder coating
- According to desired RAL code, electrostatic powder coating or wet paint over cataphoresis coating
- Wooden, natural stone and marble patterned transfer coating


Luminaire Options

- Jade S 4 / 30W / 2x3.600lm. / 3000k-4000k-6500k
- Jade S 5 / 50W / 2x6.000lm. / 3000k-4000k-6500k
- Jade S 6 / 100W / 2x12.000lm. / 3000k-4000k-6500k
- Jade S 7 / 100W / 2x12.000lm. / 3000k-4000k-6500k
- Jade S 8 / 100W / 2x12.000lm. / 3000k-4000k-6500k
- Jade R 4 / 2x30W / 2x3.600lm. / 3000k-4000k-6500k
- Jade R 5 / 2x50W / 2x6.000lm. / 3000k-4000k-6500k
- Jade R 6 / 2x100W / 2x12.000lm. / 3000k-4000k-6500k
- Jade R 7 / 2x100W / 2x12.000lm. / 3000k-4000k-6500k
- Jade R 8 / 2x100W / 2x12.000lm. / 3000k-4000k-6500k

Electrical Properties

- Current 700mA, 350mA (optional), 525mA (optional)
- Insulation class: CLASS I, CLASS II (optional)
- Energy class: A+
- Input Voltage: 220V - 240V, 120V - 277V (optional) at 50Hz / 60Hz
- Driver Options: Standart (ON/OFF) / DALI / Programmable led driver

Texture Coating Models



Marble- Granite texture coating

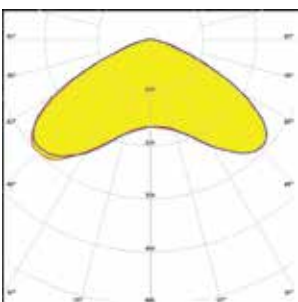


Wooden texture coating

Optical Properties

- C13937_STRADA-2X2-C-STP 50x50 Ledil lens
- CRI > 70 (4000K), CRI > 80 (3000K)

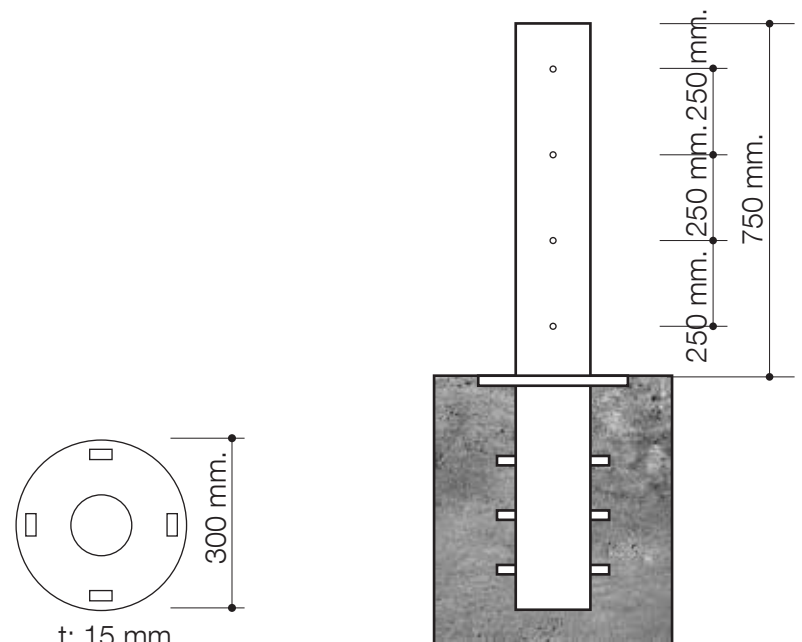
C13937_STRADA-2X2-C-STP



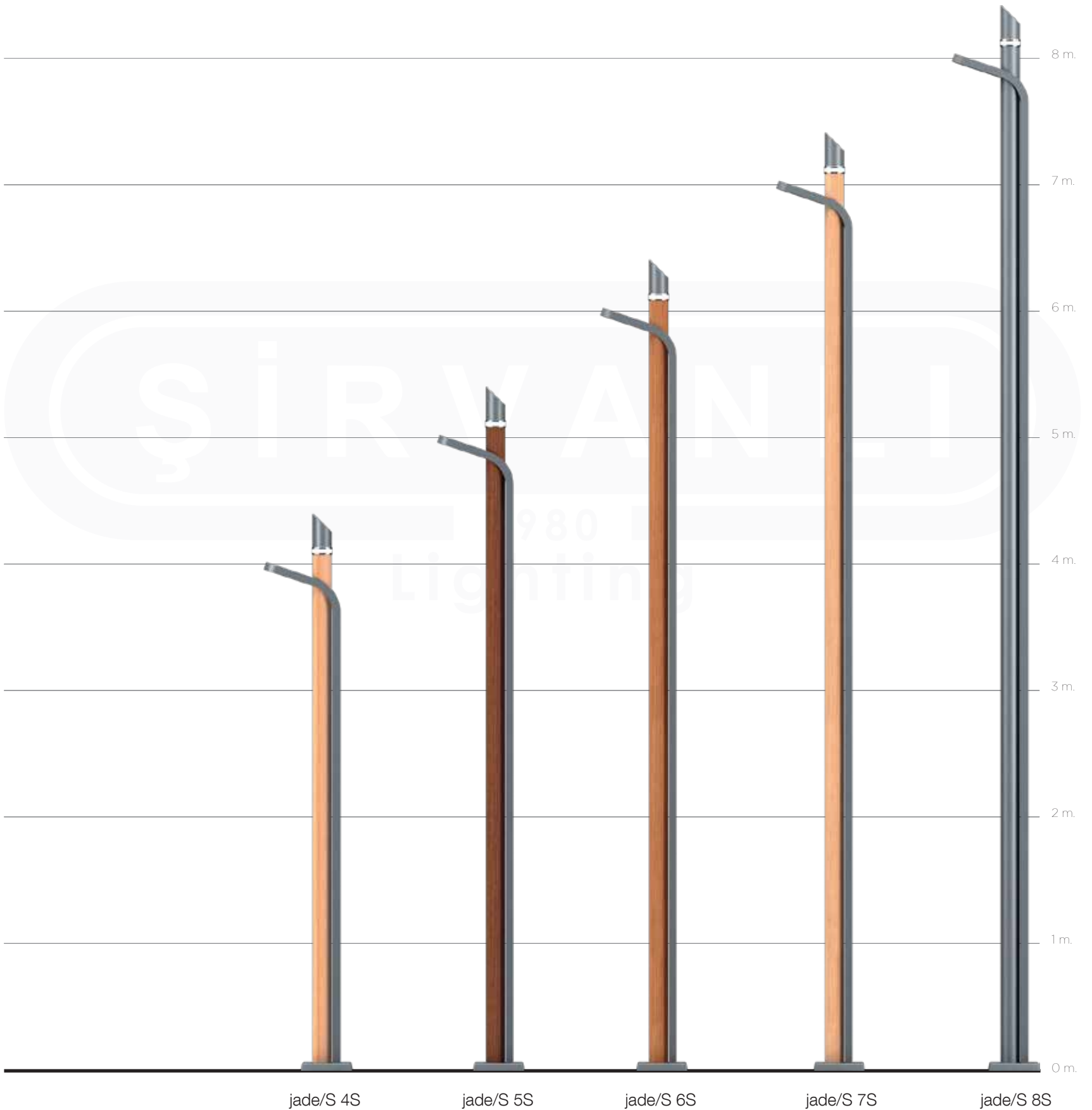
Dimensions: 50.0 mm x 50.0 mm

Height: 5.30 mm

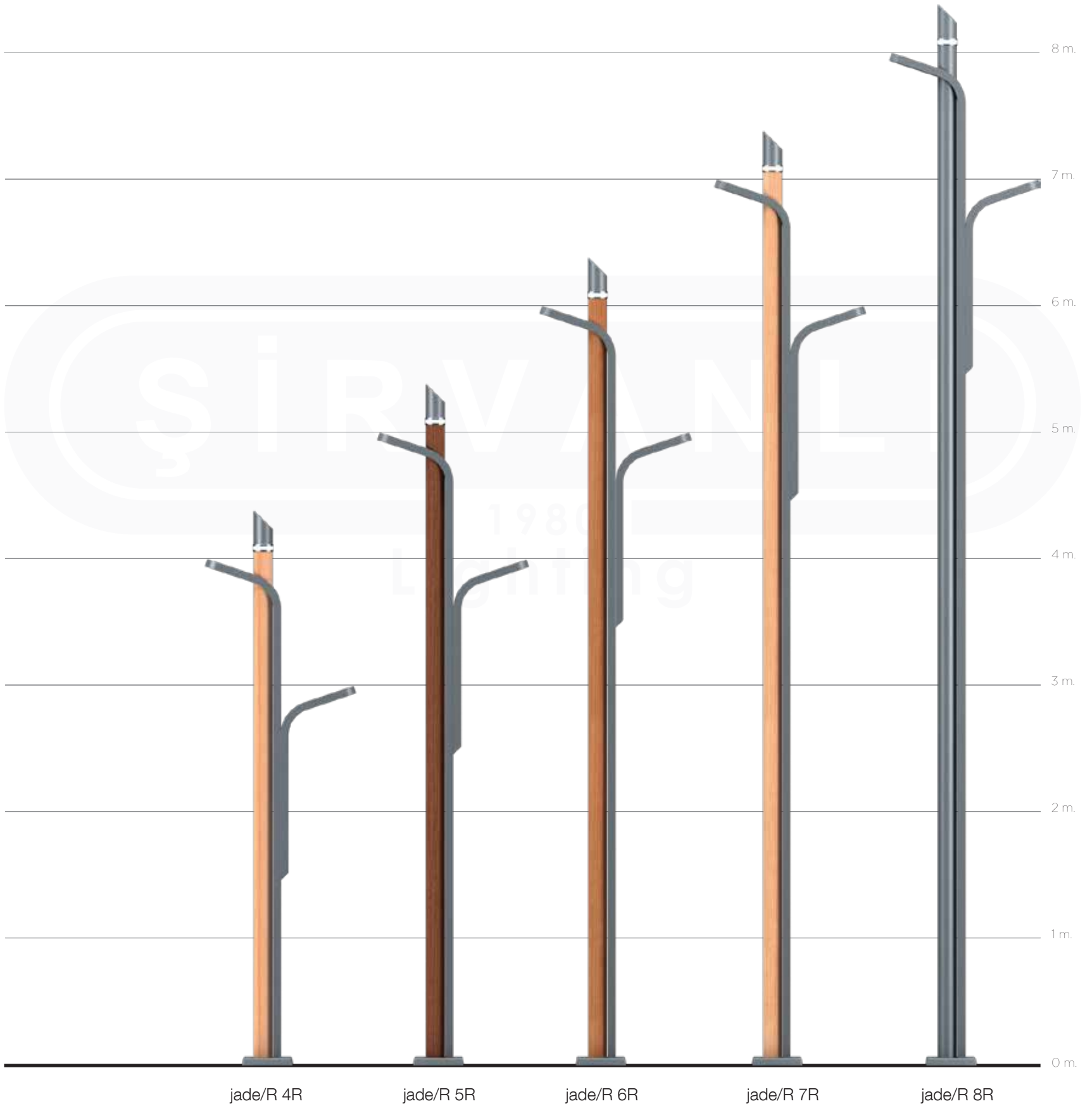
Beam for area and street lighting such as parks and pedestrian walkways



jade



jade





agate

Product Features

- Corrosion resistant aluminum housing
- Aluminum casting pedestal
- Steel and aluminum extrusion profile
- Aluminum die-cast and laser-cut patterned aluminum profile arms
- Corrosion-resistant stainless steel fasteners

Body Housing & Finish

- Electrostatic powder coating
- According to desired RAL code, electrostatic powder coating or wet paint over cathaphoresis coating
- Wooden, natural stone and marble patterned transfer coating

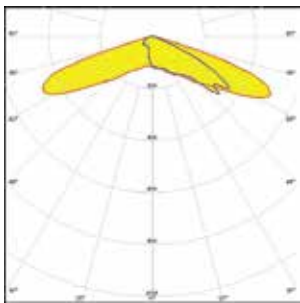
Luminaire Options

- Agate S 6R / 60W / 7.200lm. / 3000k-4000k-6500k
- Agate S 7R / 60W / 7.200lm. / 3000k-4000k-6500k
- Agate S 8R / 80W / 9.600lm. / 3000k-4000k-6500k
- Agate S 9R / 100W / 12.000lm. / 3000k-4000k-6500k
- Agate S 10R / 120W / 14.400lm. / 3000k-4000k-6500k
- Agate R 6R / 60W / 7.200lm. / 3000k-4000k-6500k
- Agate R 7R / 60W / 7.200lm. / 3000k-4000k-6500k
- Agate R 8R / 80W / 9.600lm. / 3000k-4000k-6500k
- Agate R 9R / 100W / 12.000lm. / 3000k-4000k-6500k
- Agate R 10R / 120W / 14.400lm. / 3000k-4000k-6500k

Optical Properties

- C13937_STRADA-2X2-C-STP 50x50 Ledil lens
- CRI > 70 (4000K), CRI > 80 (3000K)

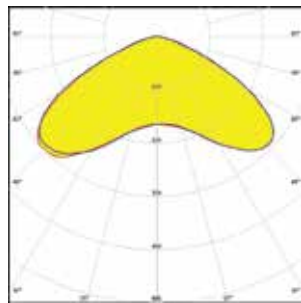
C16280_STRADA-2X2CSP-T3



Dimensions: 50.0 mm x 50.0 mm
Height: 6.40 mm

IESNA Type III (medium) beam for roads that are equal or wider than mounting height.

C13937_STRADA-2X2-C-STP




Dimensions: 50.0 mm x 50.0 mm
Height: 5.30 mm

Beam for area and street lighting such as parks and pedestrian walkways

Electrical Properties

- Current 700mA, 350mA (optional), 525mA (optional)
- Insulation class: CLASS I, CLASS II (optional)
- Energy class: A+
- Input Voltage: 220V - 240V, 120V - 277V (optional) at 50Hz / 60Hz
- Driver Options: Standart (ON/OFF) / DALI / Programmable led driver

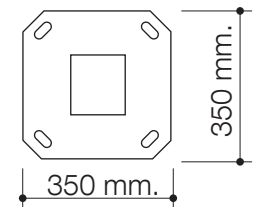
Texture Coating Models



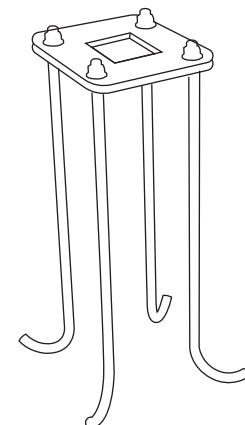
Marble- Granite texture coating



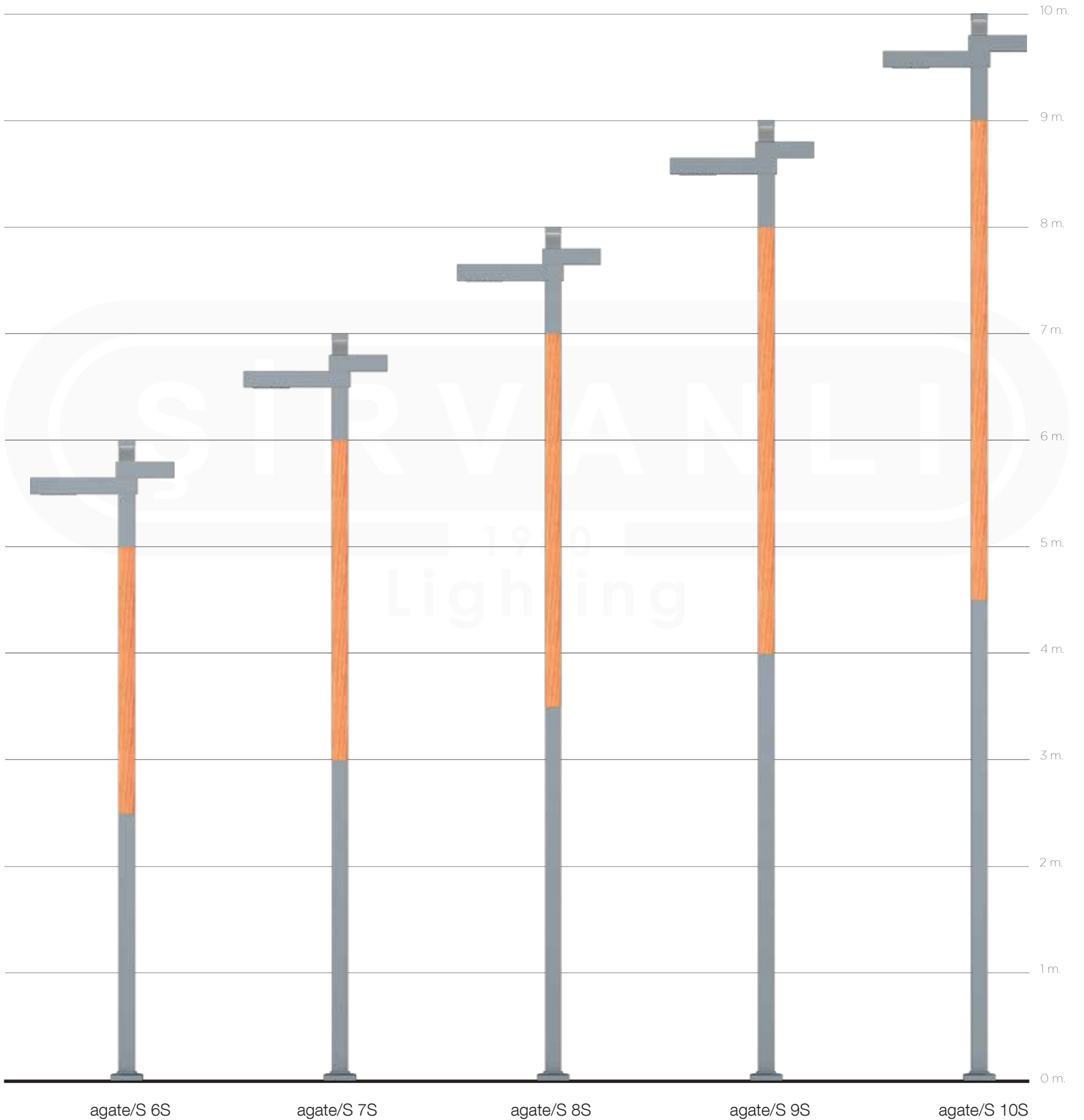
Wooden texture coating



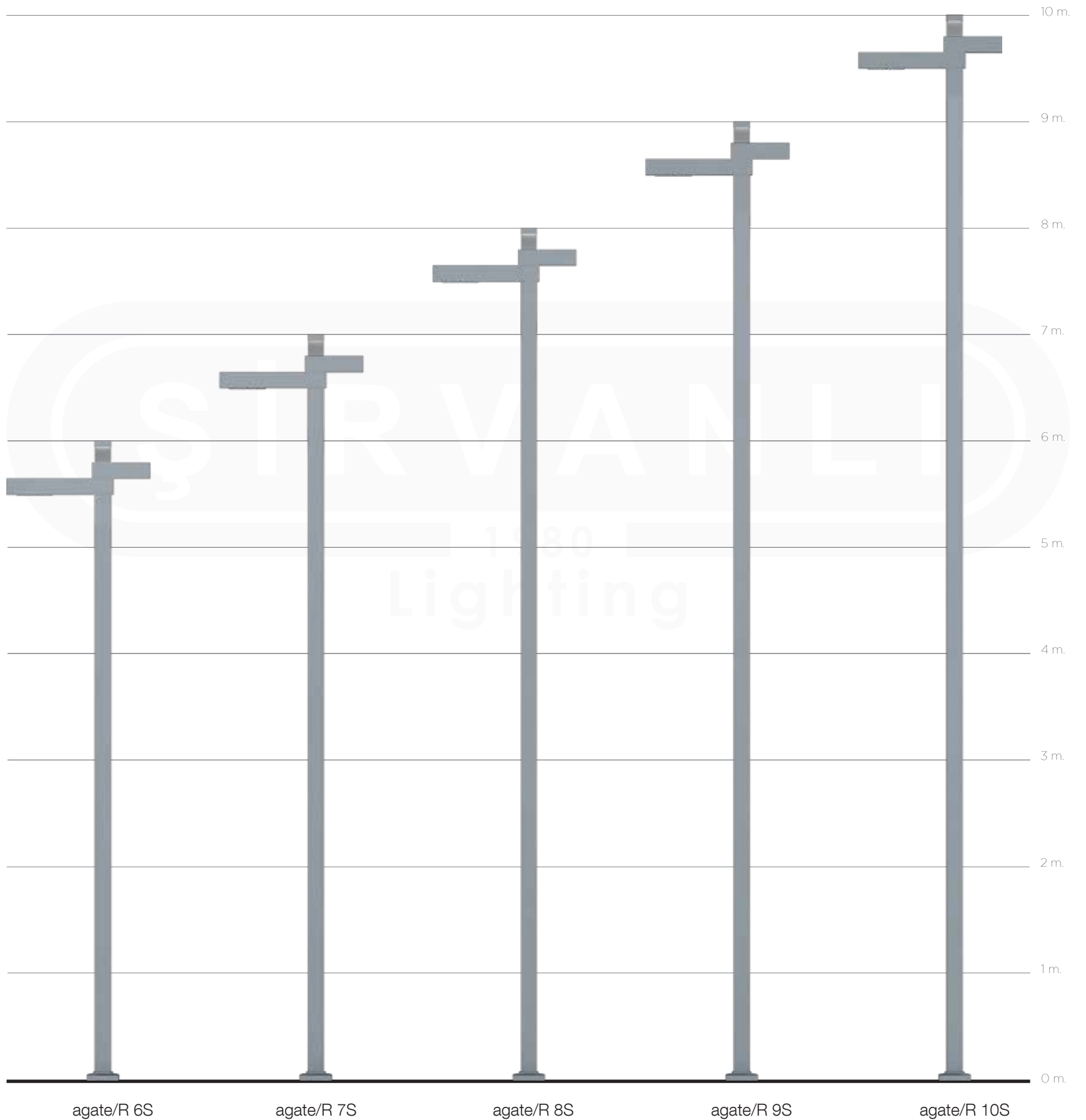
t: 15 mm.



agate



agate





aventure

aventure

Product Features

- Corrosion resistant die-cast aluminum housing
- Aluminum casting pedestal
- Aluminum casting patterns in endless options
- Steel and aluminum extrusion profile
- Aluminum die-cast and laser-cut patterned aluminum profile arms
- Corrosion-resistant stainless steel fasteners

Body Housing & Finish

- Electrostatic powder coating
- According to desired RAL code, electrostatic powder coating or wet paint over cathaphoresis coating
- Wooden, natural stone and marble patterned transfer coating

Luminaire Options

- Aventure S 6R / 60W / 7.200lm. / 3000k-4000k-6500k
- Aventure S 6R / 60W / 7.200lm. / 3000k-4000k-6500k
- Aventure S 6R / 80W / 9.600lm. / 3000k-4000k-6500k
- Aventure S 6R / 100W / 12.000lm. / 3000k-4000k-6500k
- Aventure S 6R / 120W / 14.400lm. / 3000k-4000k-6500k
- Aventure R 6R / 60W / 7.200lm. / 3000k-4000k-6500k
- Aventure R 6R / 60W / 7.200lm. / 3000k-4000k-6500k
- Aventure R 6R / 80W / 9.600lm. / 3000k-4000k-6500k
- Aventure R 6R / 100W / 12.000lm. / 3000k-4000k-6500k
- Aventure R 6R / 120W / 14.400lm. / 3000k-4000k-6500k

Electrical Properties

- Current 700mA, 350mA (optional), 525mA (optional)
- Insulation class: CLASS I, CLASS II (optional)
- Energy class: A+
- Input Voltage: 220V - 240V, 120V - 277V (optional) at 50Hz / 60Hz
- Driver Options: Standart (ON/OFF) / DALI / Programmable led driver

Texture Coating Models



Marble- Granite texture coating

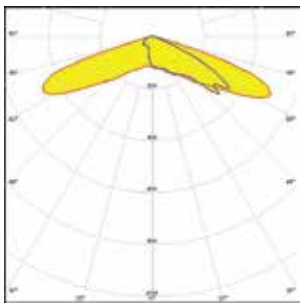


Wooden texture coating

Optical Properties

- C13937_STRADA-2X2-C-STP 50x50 Ledil lens
- CRI > 70 (4000K), CRI > 80 (3000K)

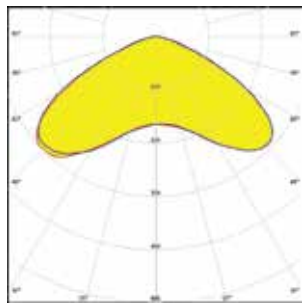
C16280_STRADA-2X2CSP-T3



Dimensions: 50.0 mm x 50.0 mm
Height: 6.40 mm

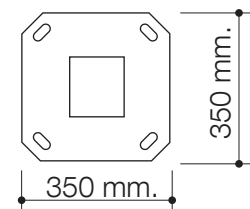
IESNA Type III (medium) beam for roads that are equal or wider than mounting height.

C13937_STRADA-2X2-C-STP

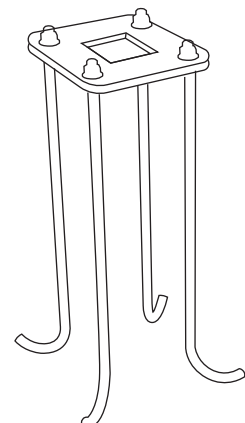


Dimensions: 50.0 mm x 50.0 mm
Height: 5.30 mm

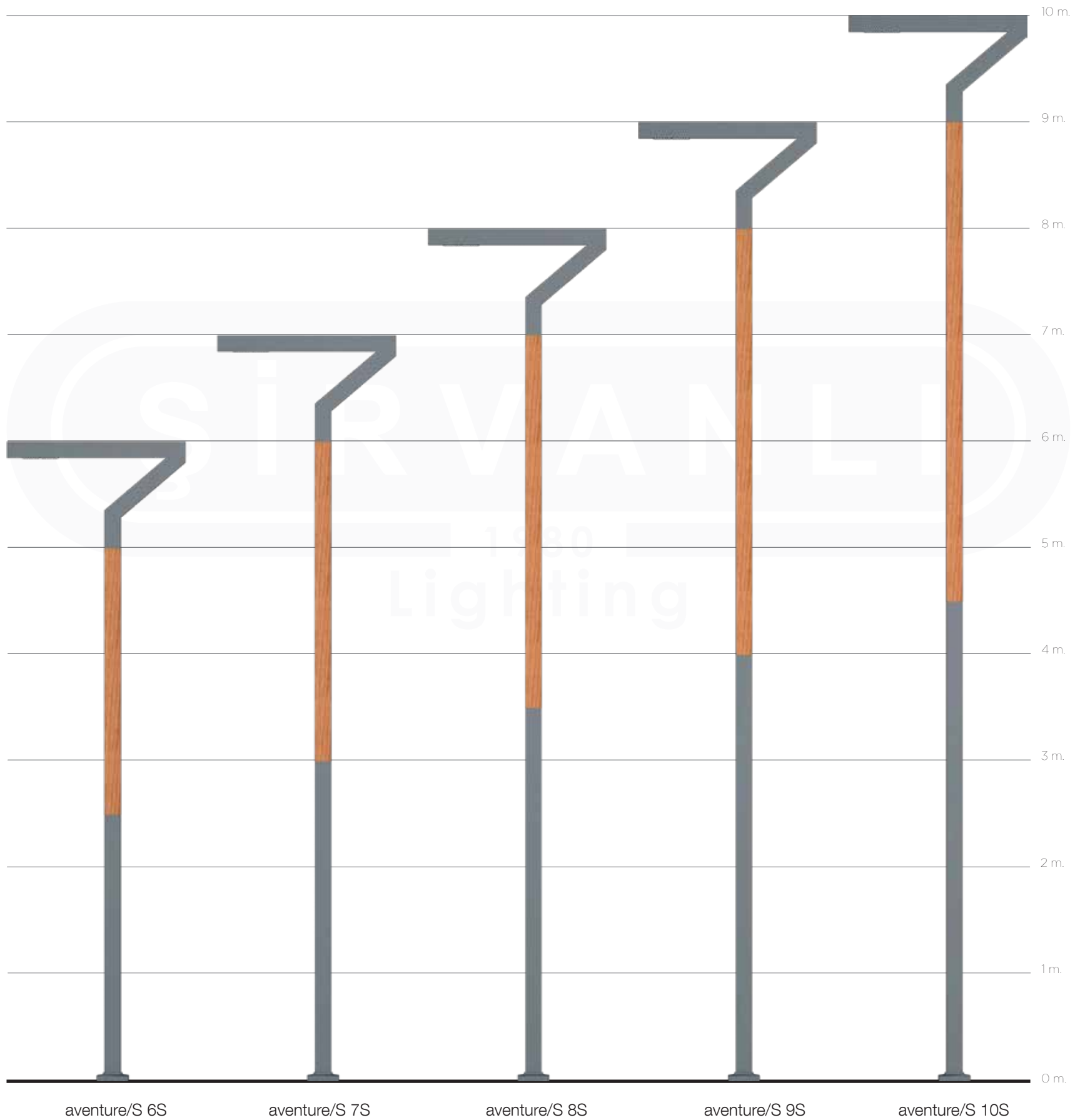
Beam for area and street lighting such as parks and pedestrian walkways



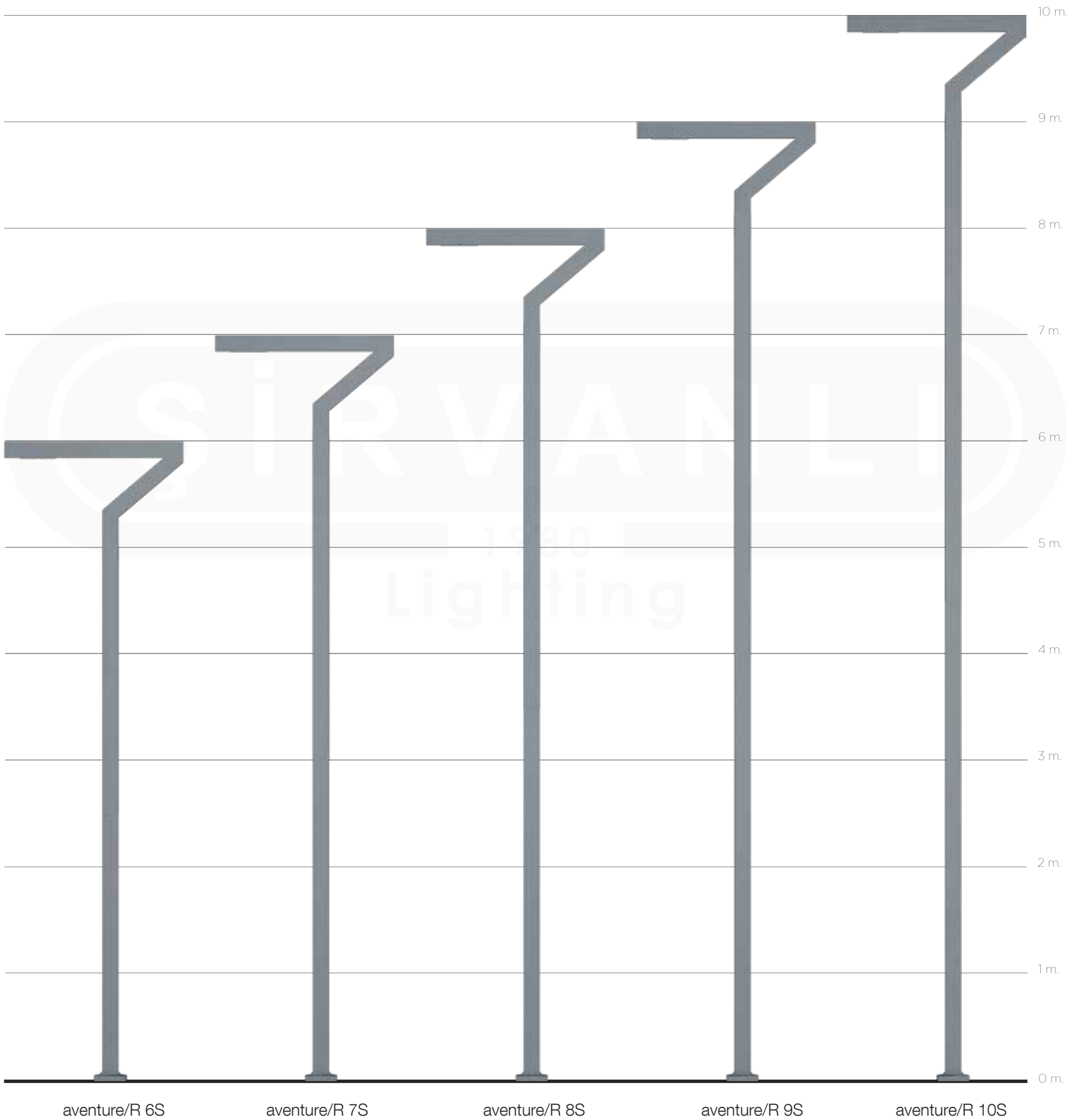
t: 15 mm.



aventure



aventure





crystal

crystal

Product Features

- Corrosion resistant die-cast aluminum housing
- Aluminum casting pedestal
- Aluminum casting patterns in endless options
- Steel and aluminum extrusion profile
- Aluminum die-cast and laser-cut patterned aluminum profile arms
- Corrosion-resistant stainless steel fasteners

Body Housing & Finish

- Electrostatic powder coating
- According to desired RAL code, electrostatic powder coating or wet paint over cathodolysis coating
- Wooden, natural stone and marble patterned transfer coating

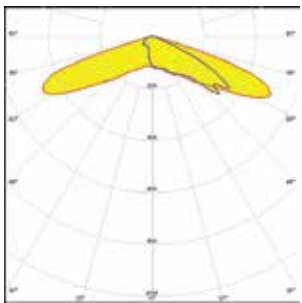
Luminaire Options

- Crystal R 5R / 60W / 7.200lm. / 3000k-4000k-6500k
- Crystal R6R / 60W / 7.200lm. / 3000k-4000k-6500k
- Crystal R 7R / 80W / 9.600lm. / 3000k-4000k-6500k
- Crystal R 8R / 120W / 14.400lm. / 3000k-4000k-6500k
- Crystal S 5S / 60x2W / 2x7.200lm. / 3000k-4000k-6500k
- Crystal S 6S / 80x2W / 2x8.400lm. / 3000k-4000k-6500k
- Crystal S 7S / 120x2W / 2x14.400lm. / 3000k-4000k-6500k
- Crystal S 8S / 150x2W / 2x18.000lm. / 3000k-4000k-6500k

Optical Properties

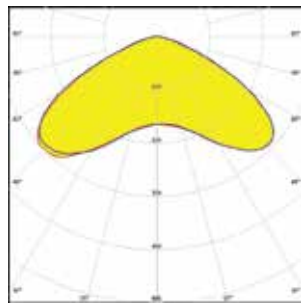
- C13937_STRADA-2X2-C-STP 50x50 Ledil lens
- CRI > 70 (4000K), CRI > 80 (3000K)

C16280_STRADA-2X2CSP-T3

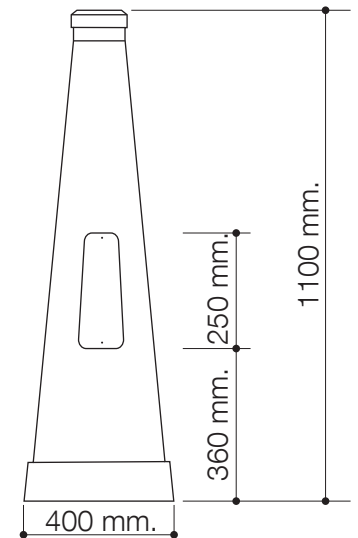
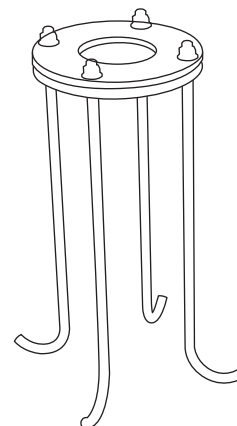
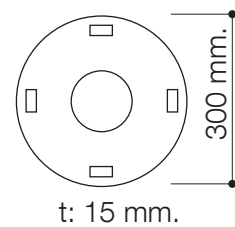


Dimensions: 50.0 mm x 50.0 mm
Height: 6.40 mm
IESNA Type III (medium) beam for roads that are equal or wider than mounting height.

C13937_STRADA-2X2-C-STP



Dimensions: 50.0 mm x 50.0 mm
Height: 5.30 mm
Beam for area and street lighting such as parks and pedestrian walkways



Texture Coating Models

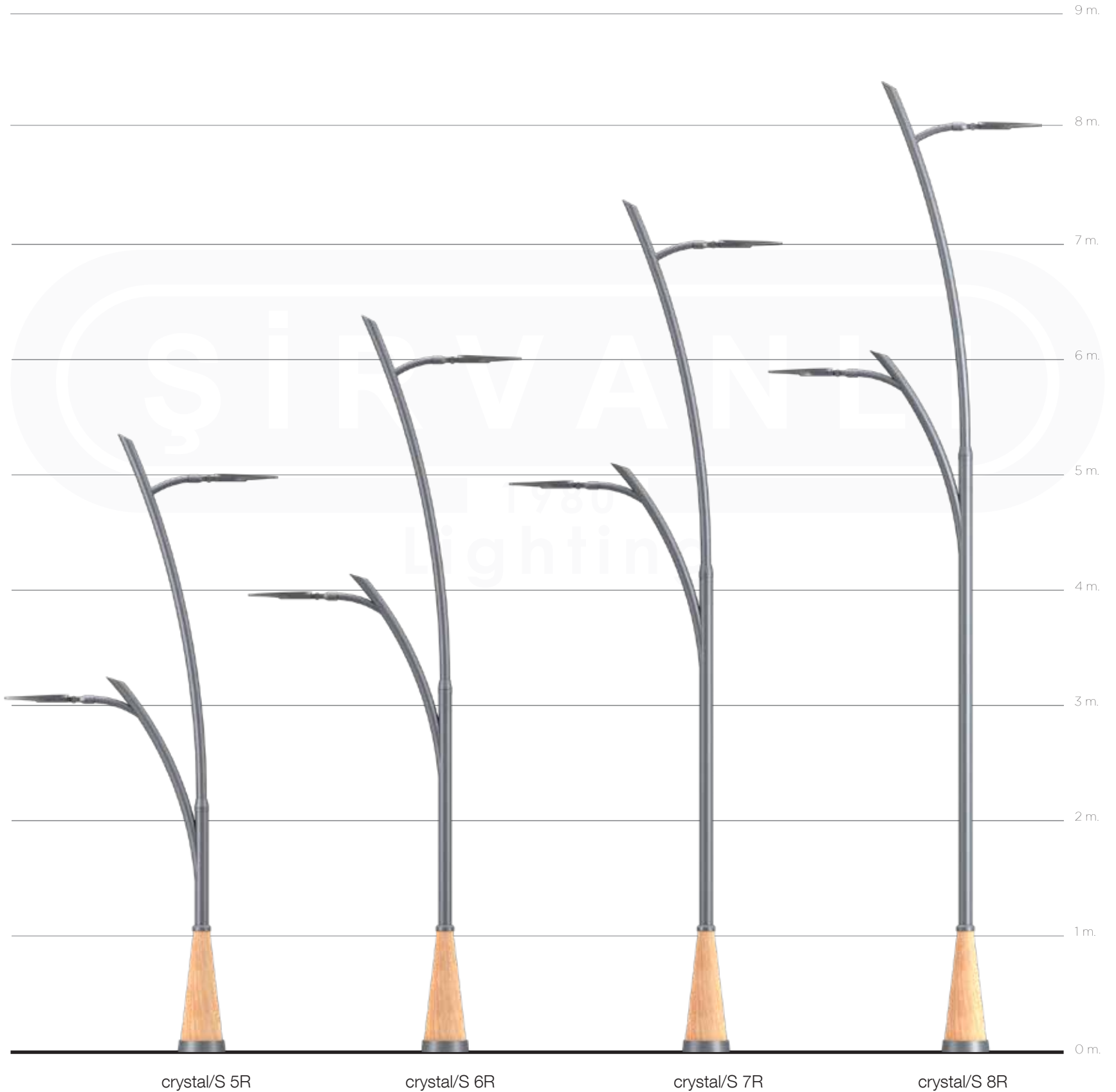


Marble- Granite texture coating



Wooden texture coating

crystal



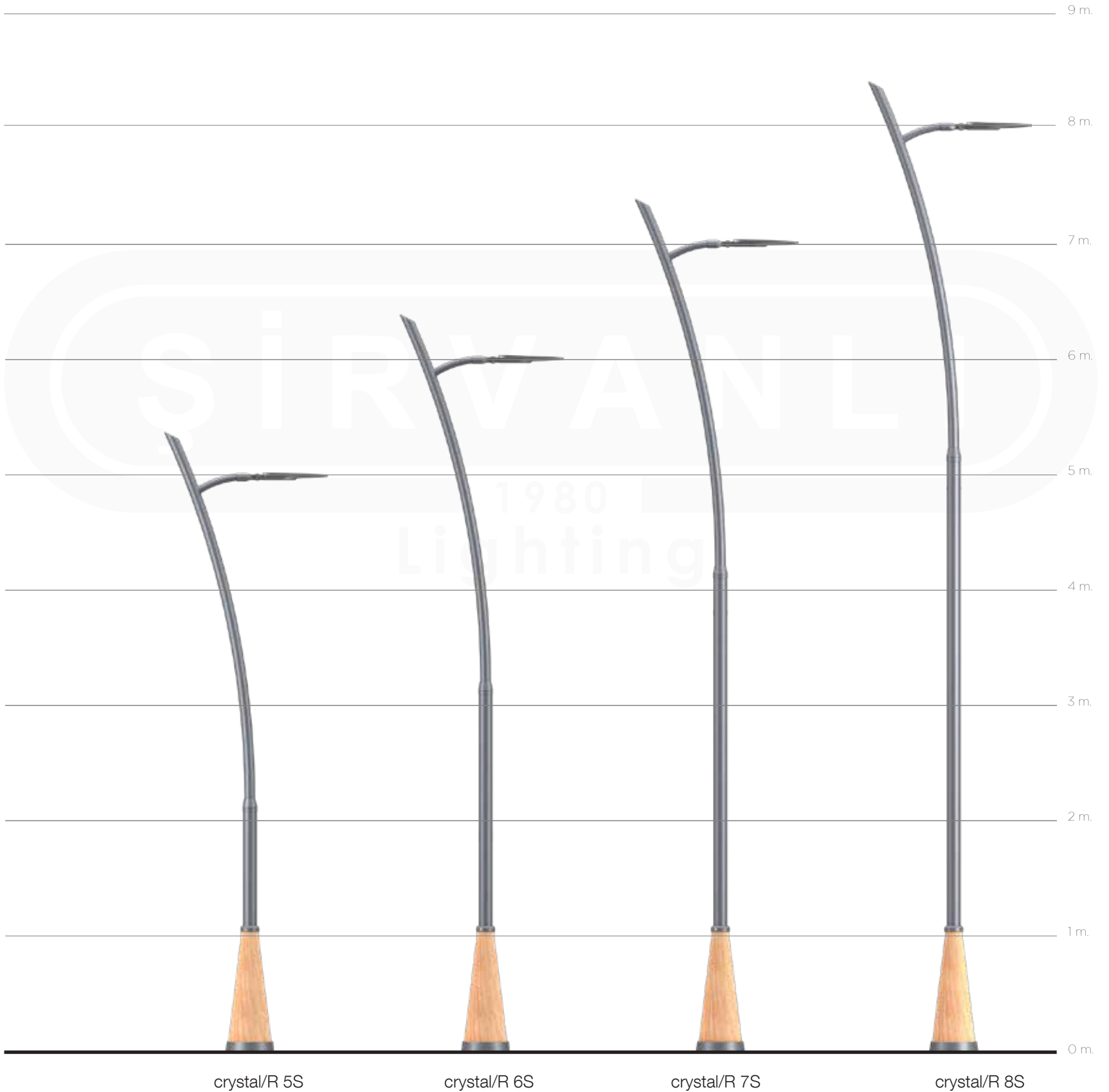
crystal/S 5R

crystal/S 6R

crystal/S 7R

crystal/S 8R

crystal



9 m.

8 m.

7 m.

6 m.

5 m.

4 m.

3 m.

2 m.

1 m.

0 m.

crystal/R 5S

crystal/R 6S

crystal/R 7S

crystal/R 8S



coal

Product Features

- Corrosion resistant die-cast aluminum housing
- Aluminum casting pedestal
- Aluminum casting patterns in endless options
- Steel and aluminum extrusion profile
- Aluminum die-cast and laser-cut patterned aluminum profile arms
- Corrosion-resistant stainless steel fasteners

Body Housing & Finish

- Electrostatic powder coating
- According to desired RAL code, electrostatic powder coating or wet paint over cataphoresis coating
- Wooden, natural stone and marble patterned transfer coating


Luminaire Options

- Coal S 4 / 24W / 2.880lm. / 3000k-4000k-6500k
- Coal S 5 / 24W / 2.880lm. / 3000k-4000k-6500k
- Coal S 6 / 40W / 4.800lm. / 3000k-4000k-6500k
- Coal S 7 / 54W / 6.480lm. / 3000k-4000k-6500k
- Coal S 8 / 80W / 9.600lm. / 3000k-4000k-6500k
- Coal R 6+6/ 2x40W / 2x4.800lm. / 3000k-4000k-6500k
- Coal R 8+8 / 2x54W / 2x6.480lm. / 3000k-4000k-6500k
- Coal R 10+10 / 2x80W / 2x9.600lm. / 3000k-4000k-6500k

Electrical Properties

- Current 700mA, 350mA (optional), 525mA (optional)
- Insulation class: CLASS I, CLASS II (optional)
- Energy class: A+
- Input Voltage: 220V - 240V, 120V - 277V (optional) at 50Hz / 60Hz
- Driver Options: Standart (ON/OFF) / DALI / Programmable led driver

Texture Coating Models



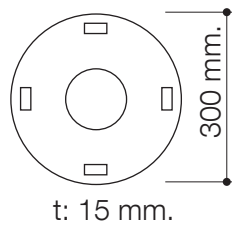
Marble- Granite texture coating



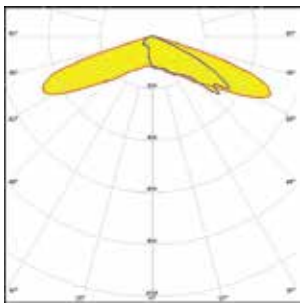
Wooden texture coating

Optical Properties

- C13937_STRADA-2X2-C-STP 50x50 Ledil lens
- CRI > 70 (4000K), CRI > 80 (3000K)



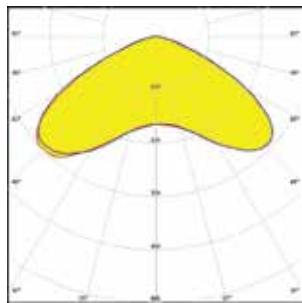
C16280_STRADA-2X2CSP-T3



Dimensions: 50.0 mm x 50.0 mm
Height: 6.40 mm

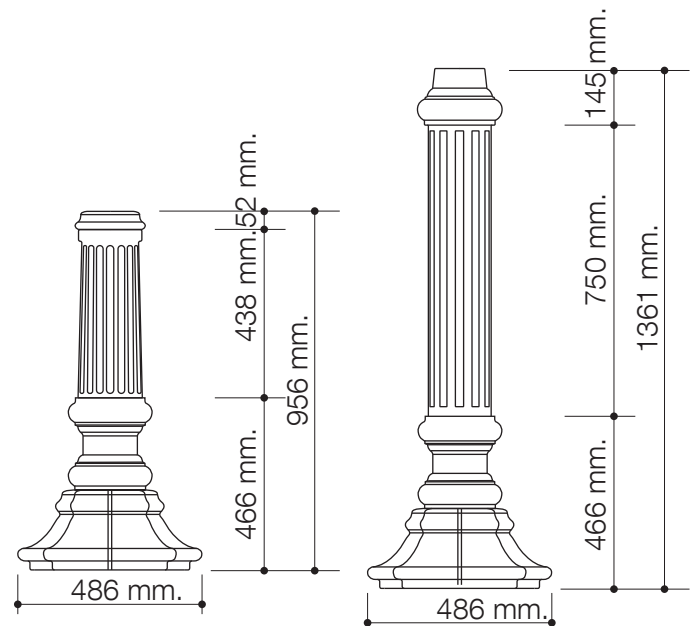
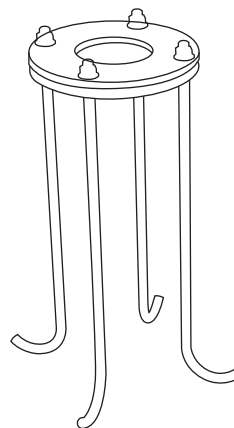
IESNA Type III (medium) beam for roads that are equal or wider than mounting height.

C13937_STRADA-2X2-C-STP



Dimensions: 50.0 mm x 50.0 mm
Height: 5.30 mm

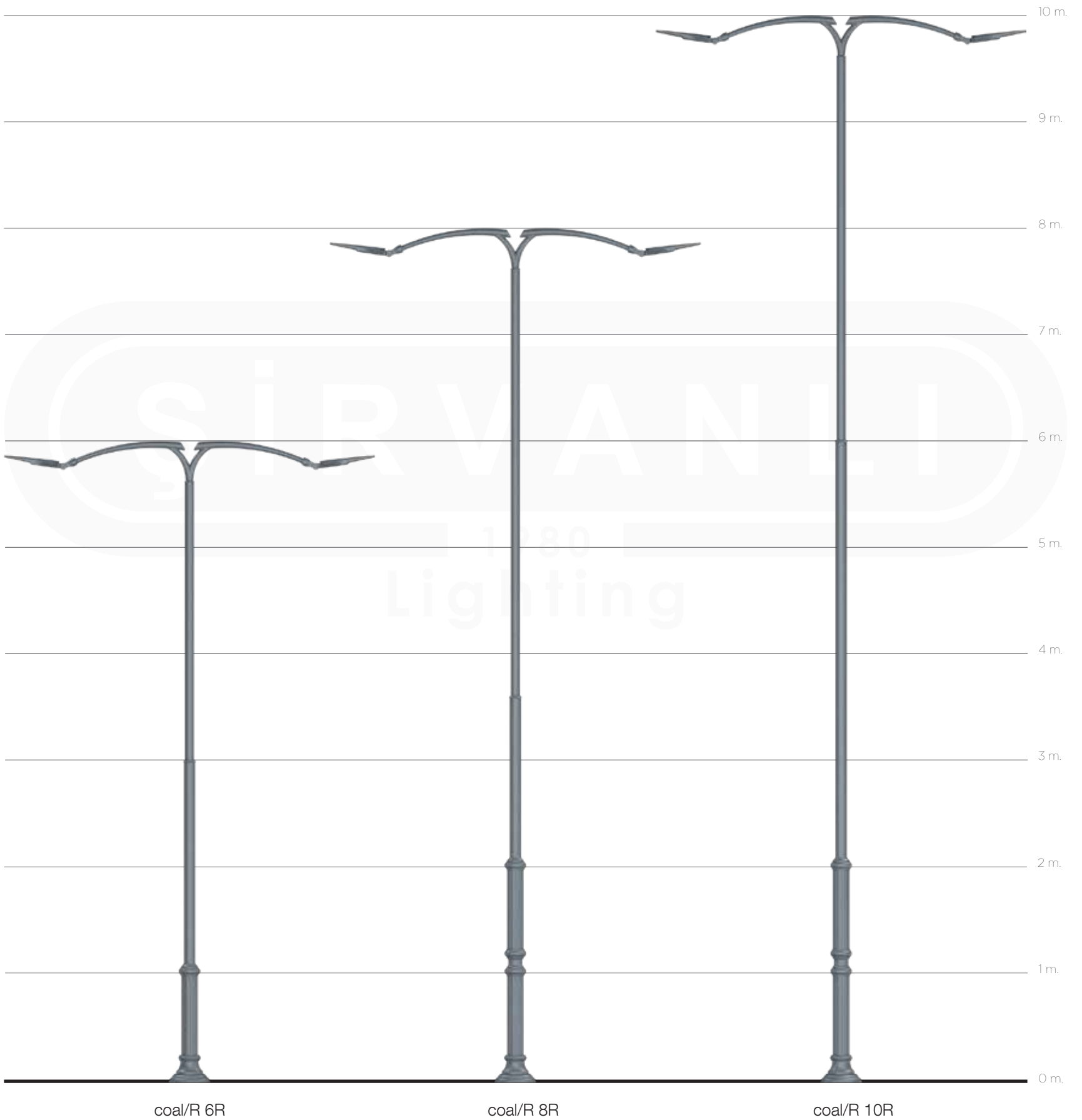
Beam for area and street lighting such as parks and pedestrian walkways



coal



coal





topaz

topaz

Product Features

- Corrosion resistant aluminum housing
- Aluminum casting pedestal
- Steel and aluminum extrusion profile
- Aluminum die-cast and laser-cut patterned aluminum profile arms
- Corrosion-resistant stainless steel fasteners


Electrical Properties

- Current 700mA, 350mA (optional), 525mA (optional)
- Insulation class: CLASS I, CLASS II (optional)
- Energy class: A+
- Input Voltage: 220V - 240V, 120V - 277V (optional) at 50Hz / 60Hz
- Driver Options: Standart (ON/OFF) / DALI / Programmable led driver

Body Housing & Finish

- Electrostatic powder coating
- According to desired RAL code, electrostatic powder coating or wet paint over cataphoresis coating
- Wooden, natural stone and marble patterned transfer coating

Texture Coating Models



Marble- Granite texture coating



Wooden texture coating

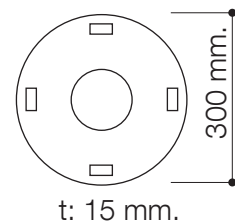
Luminaire Options

- TopazS 4 - Larimar 4 / 3x24W / 2.880x3lm. / 3000k-4000k-6500k
- TopazS 5 - Larimar 5 / 4x24W / 2.880x4lm. / 3000k-4000k-6500k
- TopazS 6 - Larimar 6 / 5x24W / 2.880x5lm. / 3000k-4000k-6500k
- TopazS 7 - Larimar 7 / 5x24W / 2.880x5lm. / 3000k-4000k-6500k
- TopazS 8 - Larimar 8 / 5x24W / 2.880x5lm. / 3000k-4000k-6500k


- TopazR 4 / 40W / 4.800lm. / 3000k-4000k-6500k
- TopazR 5 / 40W / 4.800lm. / 3000k-4000k-6500k
- TopazR 6 / 60W / 7.200lm. / 3000k-4000k-6500k
- TopazR 7 / 60W / 7.200lm. / 3000k-4000k-6500k
- TopazR 8 / 100W / 12.000lm. / 3000k-4000k-6500k

Optical Properties

- CA11420_TINA2-D/CA12377_TINA2-M/CA11176_TINA2-WW Ledil lens
- CRI > 70 (4000K), CRI > 80 (3000K)

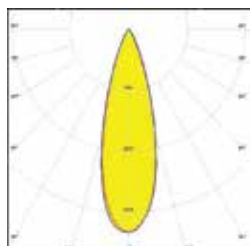


TopazR - Larimar
CA11420_TINA2-D



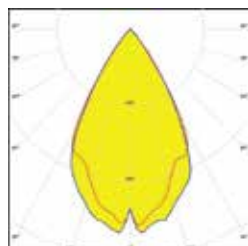
Dimensions: 16.1 mm x 16.1 mm
Height: 9.66 mm
~16° diffused spot beam Assembly with holder and installation tape.

TopazR - Larimar
CA12377_TINA2-M

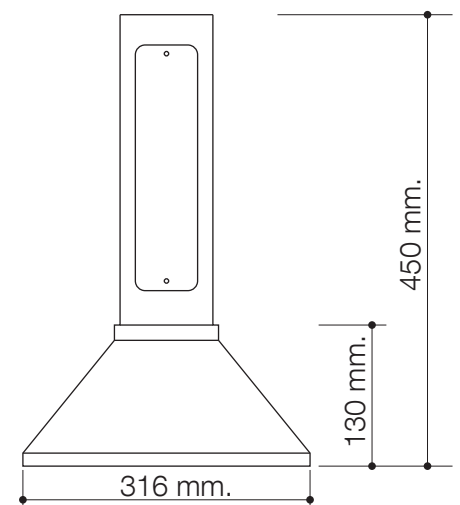
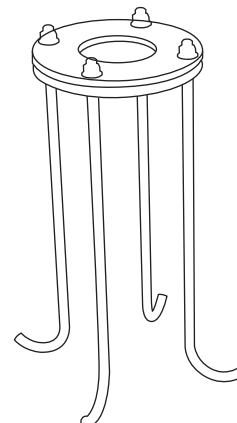


Dimensions: 16.0 mm x 16.0 mm
Height: 9.50 mm
~30° medium beam. Assembly with holder, installation tape and location pins.

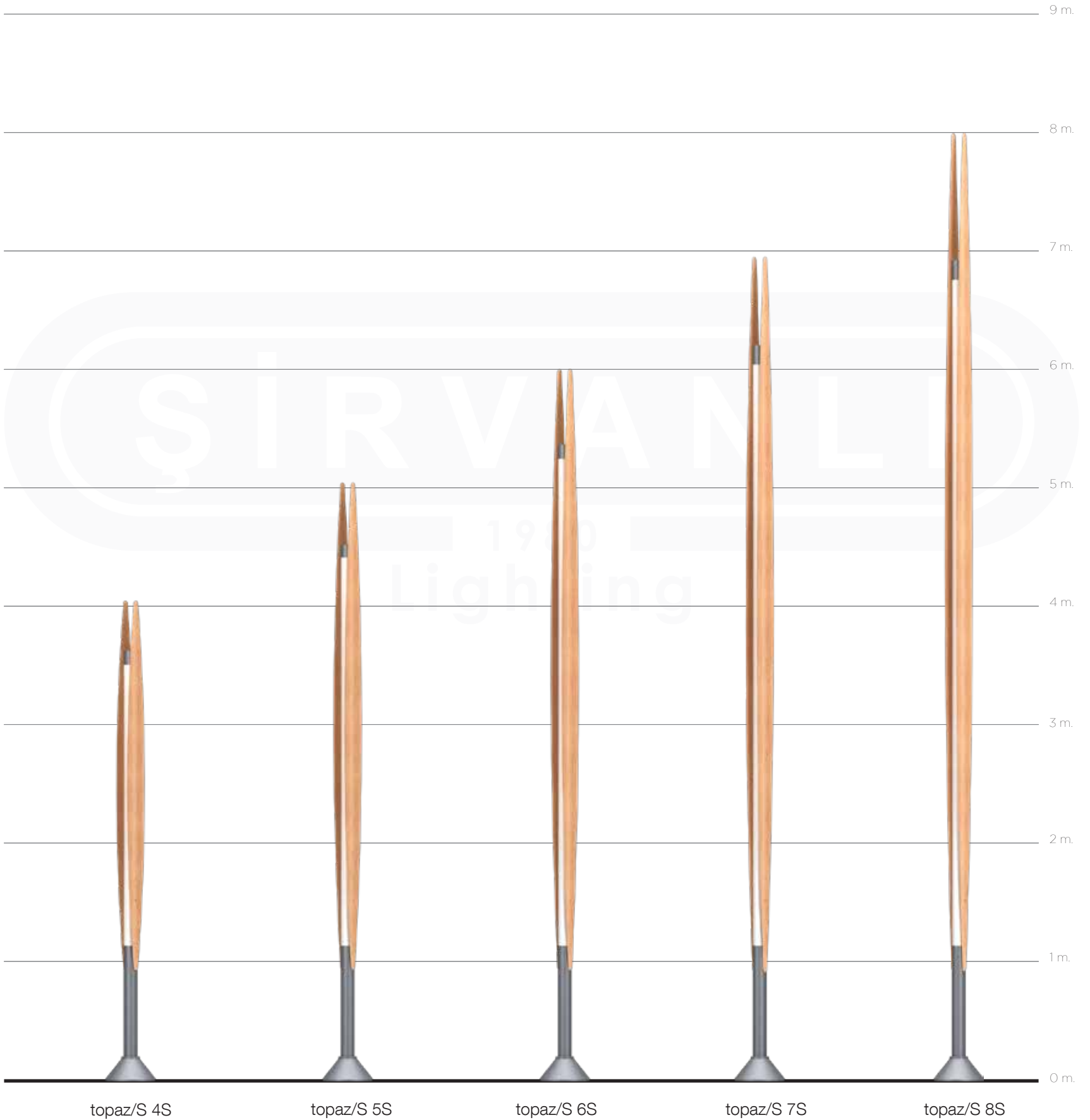
TopazR - Larimar
CA11176_TINA2-WW



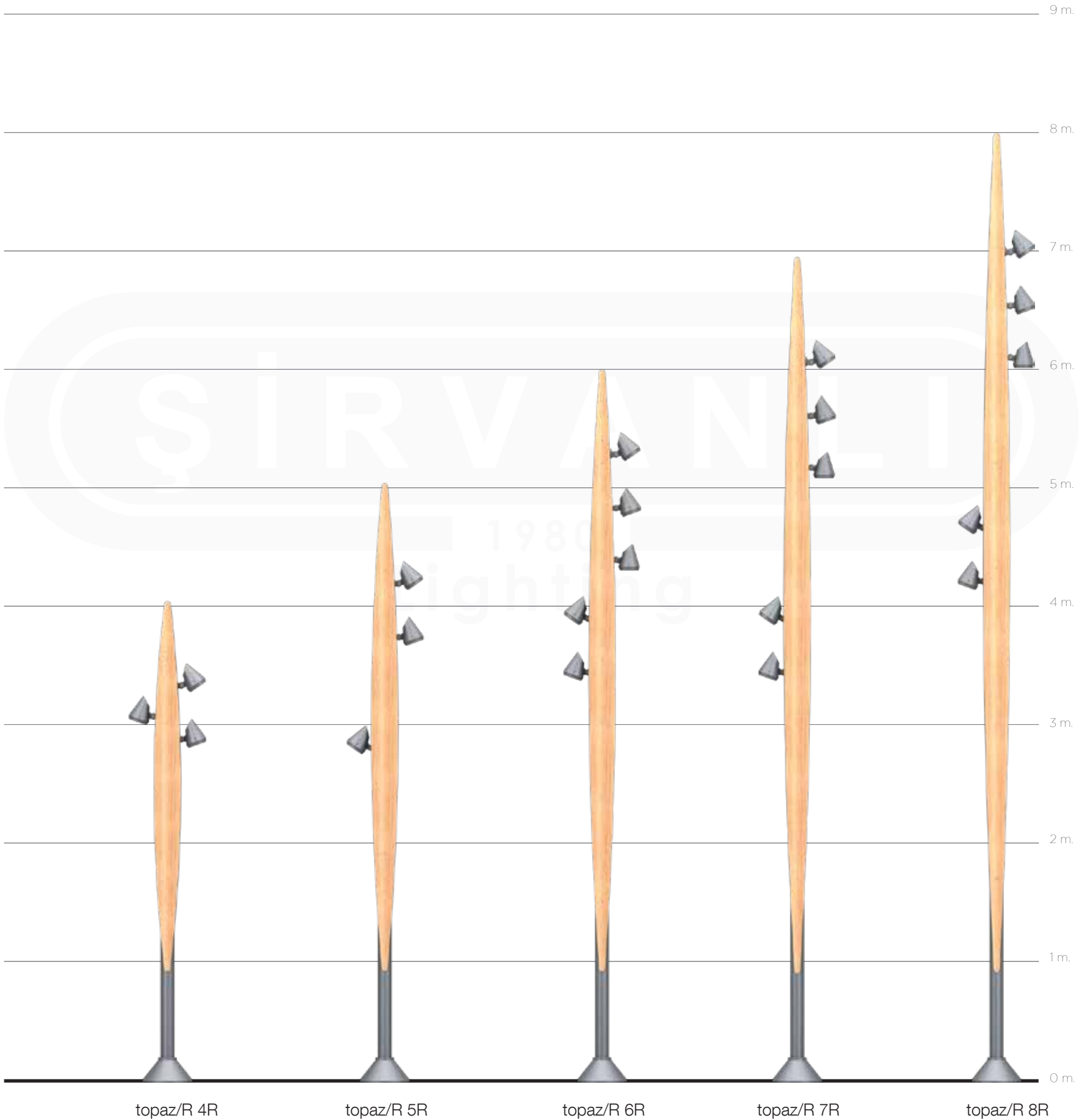
Dimensions: 16.1 mm x 16.1 mm
Height: 11.00 mm
~60° wide beam optimized for Nichia NS6x83. Assembly with holder and installation tape.



topaz



topaz





nephrite

nephrite & ametrine

Product Features

- Corrosion resistant aluminum housing
- Aluminum casting pedestal
- Steel and aluminum extrusion profile
- Aluminum die-cast and laser-cut patterned aluminum profile arms
- Corrosion-resistant stainless steel fasteners

Body Housing & Finish

- Electrostatic powder coating
- According to desired RAL code, electrostatic powder coating or wet paint over cataphoresis coating
- Wooden, natural stone and marble patterned transfer coating


Luminaire Options

- Nephrite S 4 / 24W / 2.880lm. / 3000k-4000k-6500k
- Nephrite S 6 / 24W / 2.880lm. / 3000k-4000k-6500k
- Nephrite S 8 / 24W / 2.880lm. / 3000k-4000k-6500k
- Nephrite S 10 / 24W / 2.880lm. / 3000k-4000k-6500k
- Ametrine R 4 / 24W / 2.880lm. / 3000k-4000k-6500k
- Ametrine R 6 / 24W / 2.880lm. / 3000k-4000k-6500k
- Ametrine R 8 / 24W / 2.880lm. / 3000k-4000k-6500k
- Ametrine R 10 / 24W / 2.880lm. / 3000k-4000k-6500k

Optical Properties

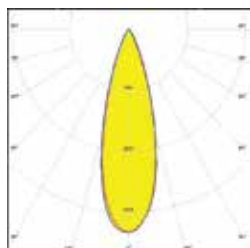
- CA11420_TINA2-D/CA12377_TINA2-M/CA11176_TINA2-WW Ledil lens
- CRI > 70 (4000K), CRI > 80 (3000K)

CA11420_TINA2-D



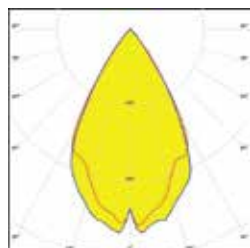
Dimensions: 16.1 mm x 16.1 mm
Height: 9.66 mm
~16° diffused spot beam Assembly with holder and installation tape.

CA12377_TINA2-M

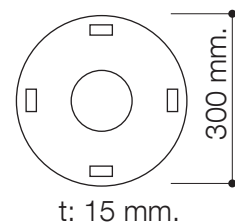


Dimensions: 16.0 mm x 16.0 mm
Height: 9.50 mm
~30° medium beam. Assembly with holder, installation tape and location pins.

CA11176_TINA2-WW



Dimensions: 16.1 mm x 16.1 mm
Height: 11.00 mm
~60° wide beam optimized for Nichia NS6x83. Assembly with holder and installation tape.



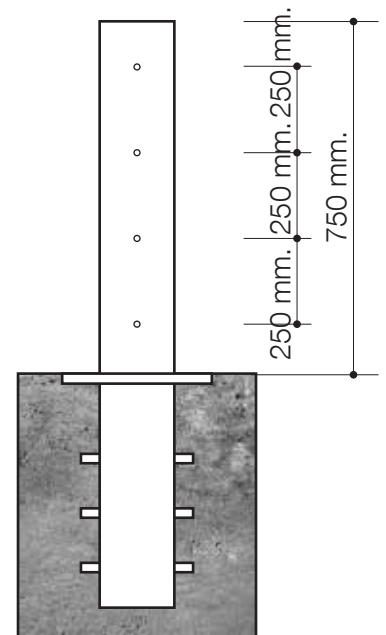
Texture Coating Models



Marble- Granite texture coating



Wooden texture coating



nephrite




nephrite/S 4S

nephrite/S 6S

nephrite/S 8S

nephrite/S 10S

ametrine





beryl

beryl

Product Features

- Corrosion resistant die-cast aluminum housing
- Aluminum casting pedestal
- Aluminum casting patterns in endless options
- Steel and aluminum extrusion profile
- Aluminum die-cast and laser-cut patterned aluminum profile arms
- Corrosion-resistant stainless steel fasteners

Body Housing & Finish

- Electrostatic powder coating
- According to desired RAL code, electrostatic powder coating or wet paint over cataphoresis coating
- Wooden, natural stone and marble patterned transfer coating


Luminaire Options

- Beryl S-R 3 / 24W / 2.880lm. / 3000k-4000k-6500k
- Beryl S-R 4 / 24W / 2.880lm. / 3000k-4000k-6500k
- Beryl S-R 5 / 40W / 4.800lm. / 3000k-4000k-6500k
- Beryl S-R 6 / 54W / 6.480lm. / 3000k-4000k-6500k
- Beryl S-R 7 / 80W / 9.600lm. / 3000k-4000k-6500k
- Beryl S-R 8 / 100W / 12.000lm. / 3000k-4000k-6500k

Electrical Properties

- Current 700mA, 350mA (optional), 525mA (optional)
- Insulation class: CLASS I, CLASS II (optional)
- Energy class: A+
- Input Voltage: 220V - 240V, 120V - 277V (optional) at 50Hz / 60Hz
- Driver Options: Standart (ON/OFF) / DALI / Programmable led driver

Texture Coating Models



Marble- Granite texture coating

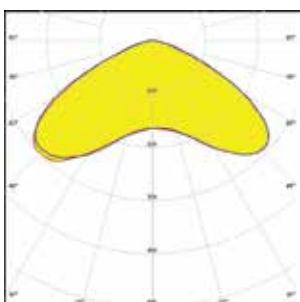


Wooden texture coating

Optical Properties

- C13937_STRADA-2X2-C-STP 50x50 Ledil lens
- CRI > 70 (4000K), CRI > 80 (3000K)

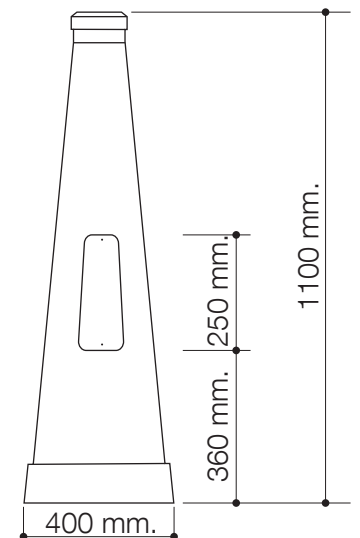
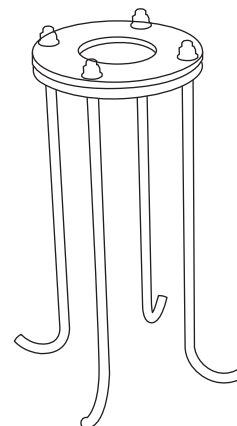
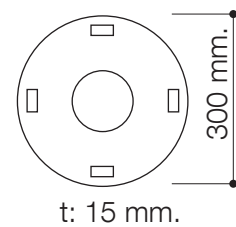
C13937_STRADA-2X2-C-STP



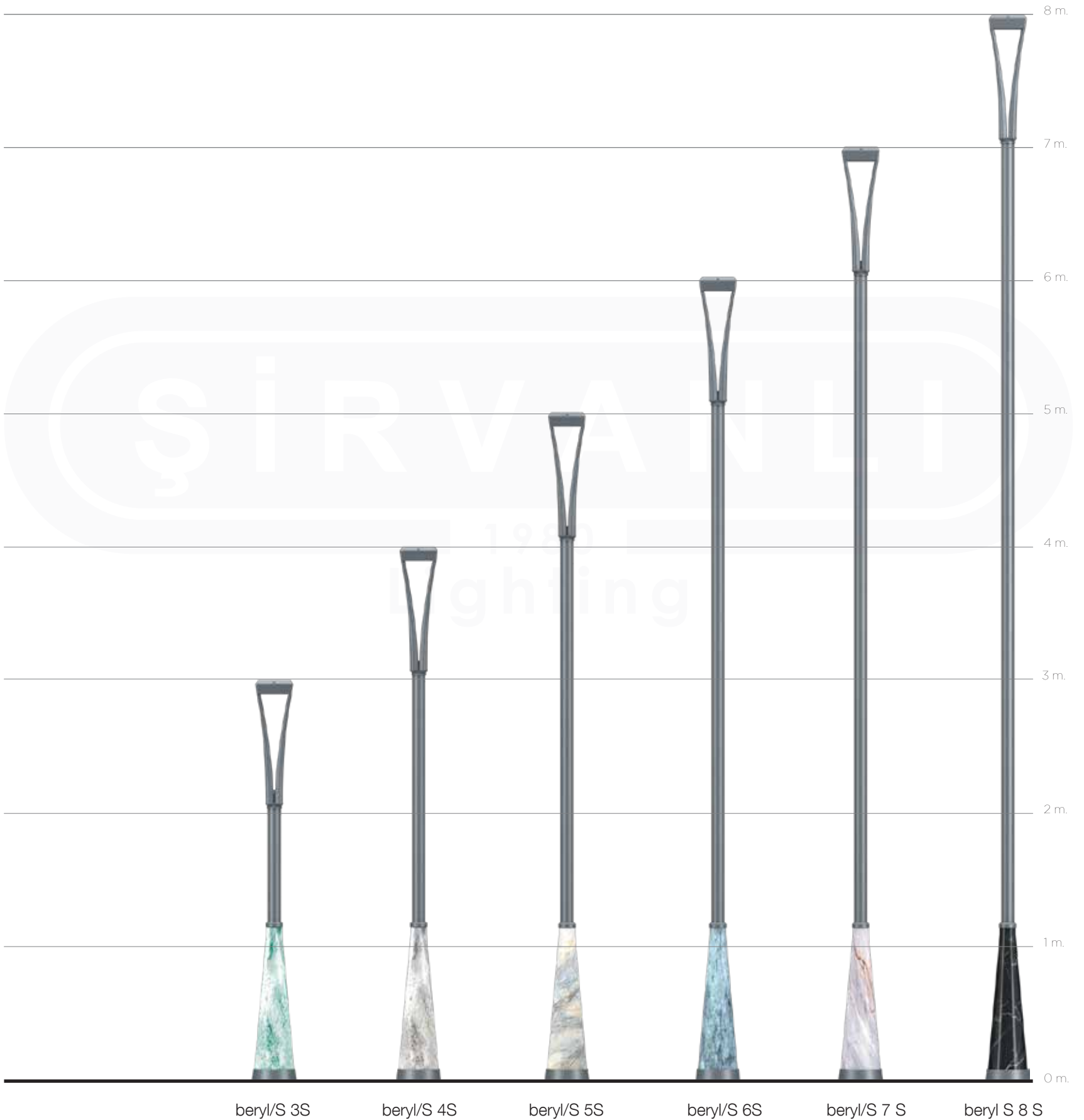
Dimensions: 50.0 mm x 50.0 mm

Height: 5.30 mm

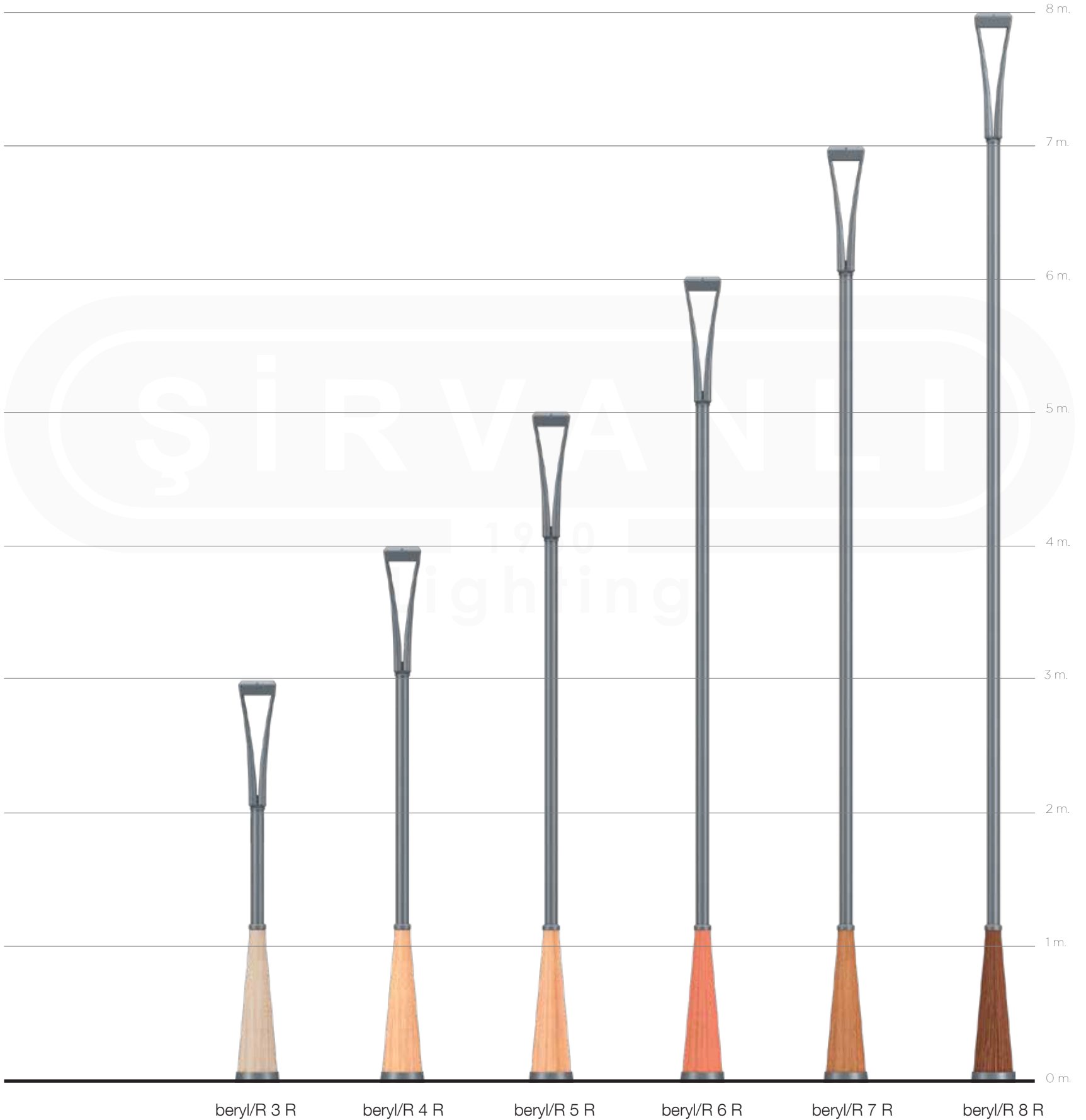
Beam for area and street lighting such as parks and pedestrian walkways



beryl



beryl





lapis

Product Features

- Corrosion resistant die-cast aluminum housing
- Aluminum casting pedestal
- Steel and aluminum extrusion profile
- Aluminum die-cast and laser-cut patterned aluminum profile arms
- Corrosion-resistant stainless steel fasteners

Body Housing & Finish

- Electrostatic powder coating
- According to desired RAL code, electrostatic powder coating or wet paint over cathodization coating
- Wooden, natural stone and marble patterned transfer coating

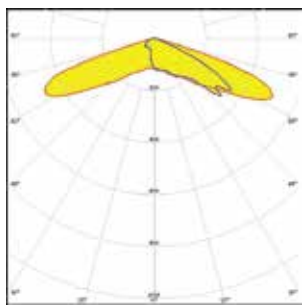
Luminaire Options

- Lapis S-R 3 / 24W / 2.880lm. / 3000k-4000k-6500k
- Lapis S-R 4 / 24W / 2.880lm. / 3000k-4000k-6500k
- Lapis S-R 5 / 40W / 4.800lm. / 3000k-4000k-6500k
- Lapis S-R 6 / 54W / 6.480lm. / 3000k-4000k-6500k
- Lapis S-R 7 / 80W / 9.600lm. / 3000k-4000k-6500k
- Lapis S-R 8 / 100W / 12.000lm. / 3000k-4000k-6500k

Optical Properties

- C13937_STRADA-2X2-C-STP 50x50 Ledil lens
- CRI > 70 (4000K), CRI > 80 (3000K)

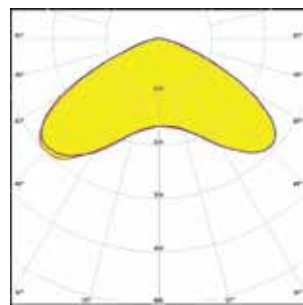
C16280_STRADA-2X2CSP-T3



Dimensions: 50.0 mm x 50.0 mm
Height: 6.40 mm

IESNA Type III (medium) beam for roads that are equal or wider than mounting height.

C13937_STRADA-2X2-C-STP




Dimensions: 50.0 mm x 50.0 mm
Height: 5.30 mm

Beam for area and street lighting such as parks and pedestrian walkways

Electrical Properties

- Current 700mA, 350mA (optional), 525mA (optional)
- Insulation class: CLASS I, CLASS II (optional)
- Energy class: A+
- Input Voltage: 220V - 240V, 120V - 277V (optional) at 50Hz / 60Hz
- Driver Options: Standart (ON/OFF) / DALI / Programmable led driver

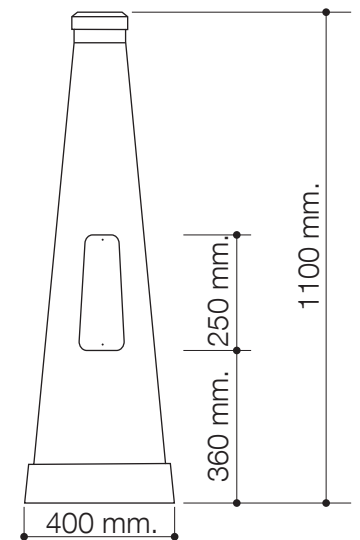
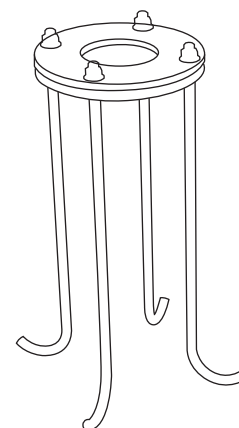
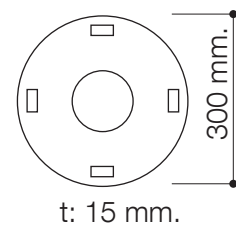
Texture Coating Models



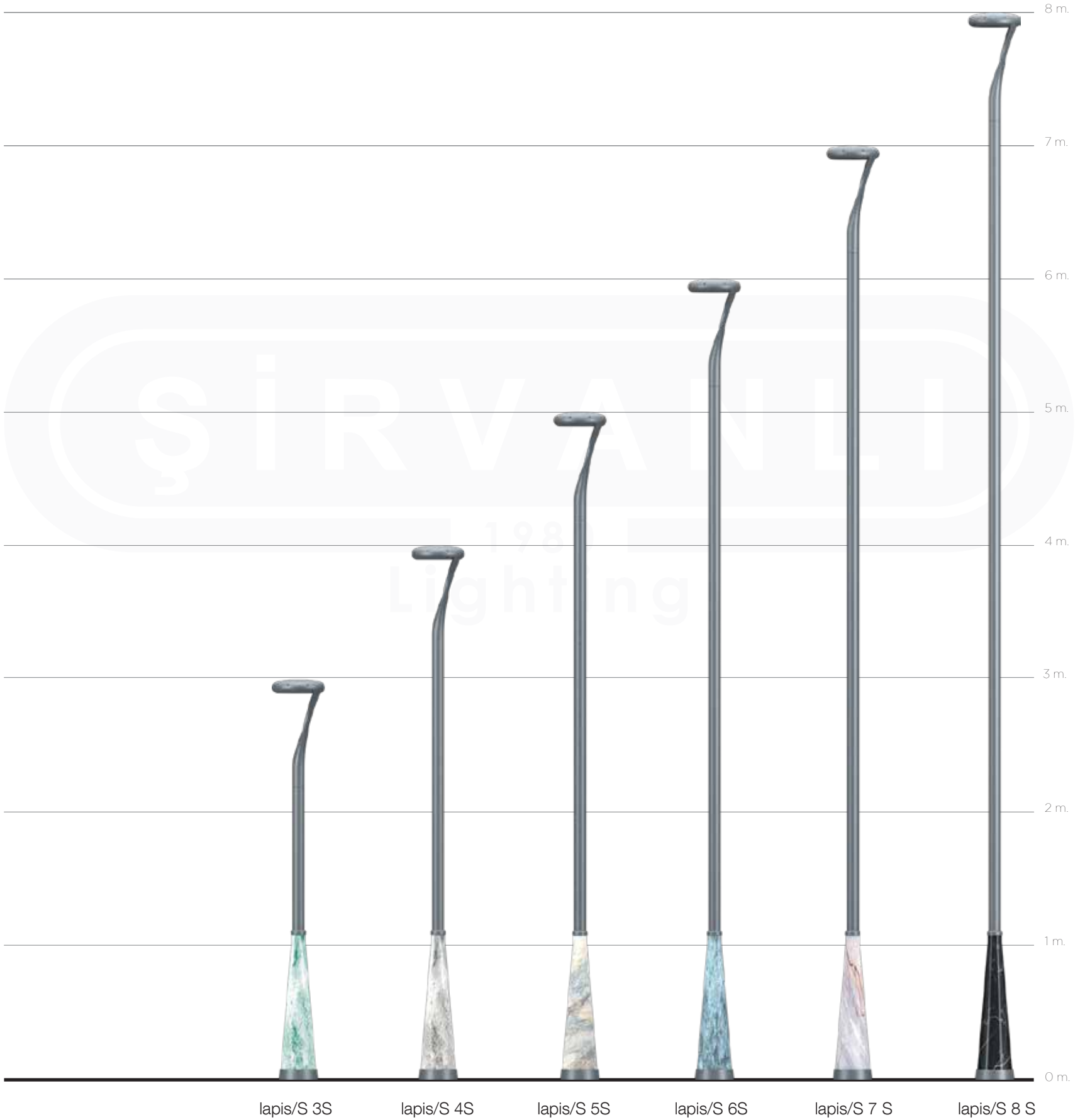
Marble- Granite texture coating



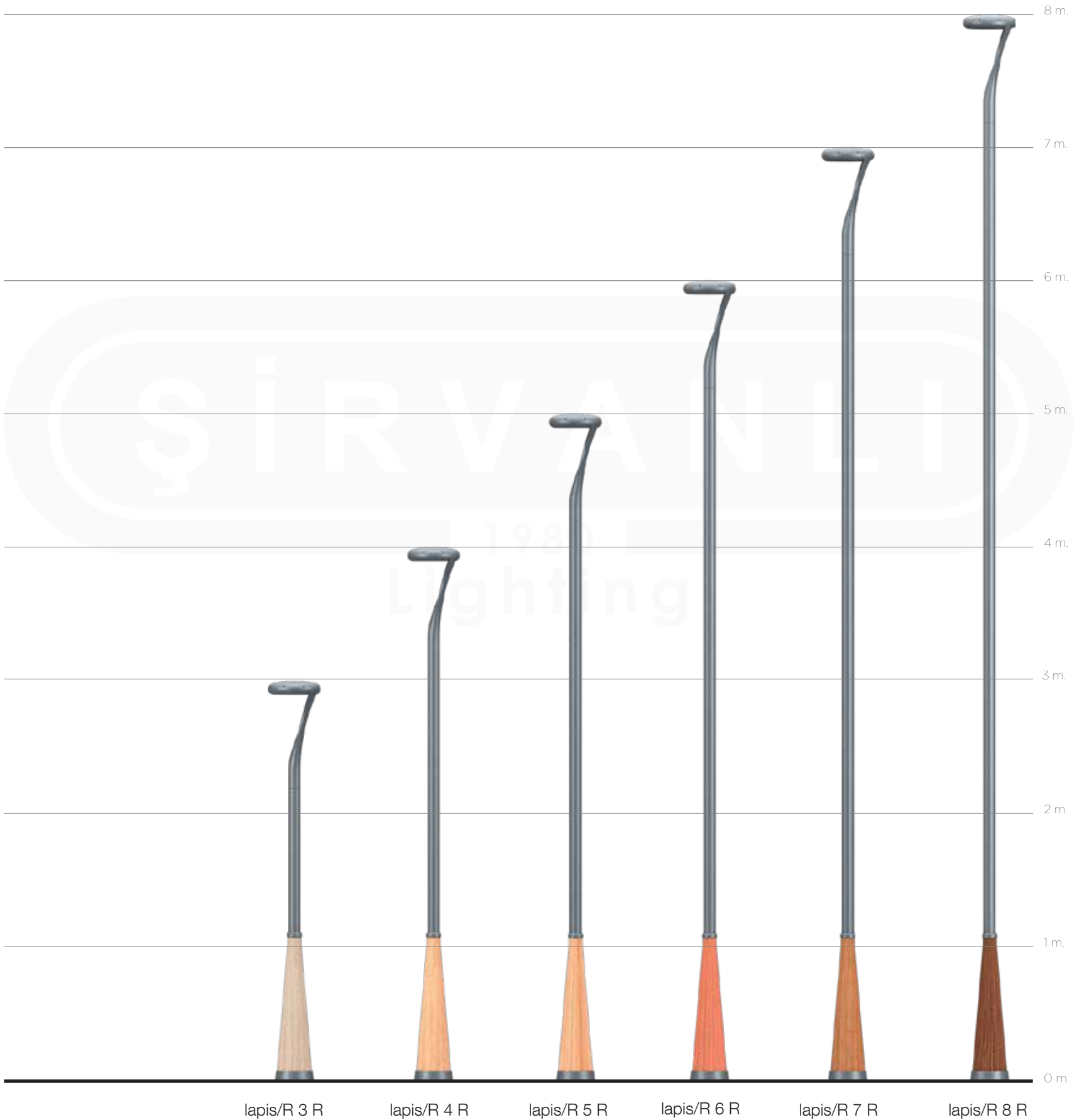
Wooden texture coating




lapis



lapis





benitoyit

Product Features

- Corrosion resistant aluminum housing
- Aluminum casting pedestal
- Steel and aluminum extrusion profile
- Aluminum die-cast and laser-cut patterned aluminum profile arms
- Corrosion-resistant stainless steel fasteners


Electrical Properties

- Current 700mA, 350mA (optional), 525mA (optional)
- Insulation class: CLASS I, CLASS II (optional)
- Energy class: A+
- Input Voltage: 220V - 240V, 120V - 277V (optional) at 50Hz / 60Hz
- Driver Options: Standart (ON/OFF) / DALI / Programmable led driver

Body Housing & Finish

- Electrostatic powder coating
- According to desired RAL code, electrostatic powder coating or wet paint over cataphoresis coating
- Wooden, natural stone and marble patterned transfer coating

Texture Coating Models



Marble- Granite texture coating



Wooden texture coating

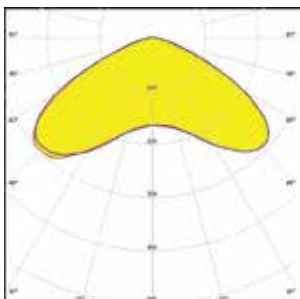
Luminaire Options

- Benitoyit S-R 3 / 24W / 2.880lm. / 3000k-4000k-6500k
- Benitoyit S-R 4 / 24W / 2.880lm. / 3000k-4000k-6500k
- Benitoyit S-R 5 / 40W / 4.800lm. / 3000k-4000k-6500k
- Benitoyit S-R 6 / 54W / 6.480lm. / 3000k-4000k-6500k
- Benitoyit S-R 7 / 80W / 9.600lm. / 3000k-4000k-6500k

Optical Properties

- C13937_STRADA-2X2-C-STP 50x50 Ledil lens
- CRI > 70 (4000K), CRI > 80 (3000K)

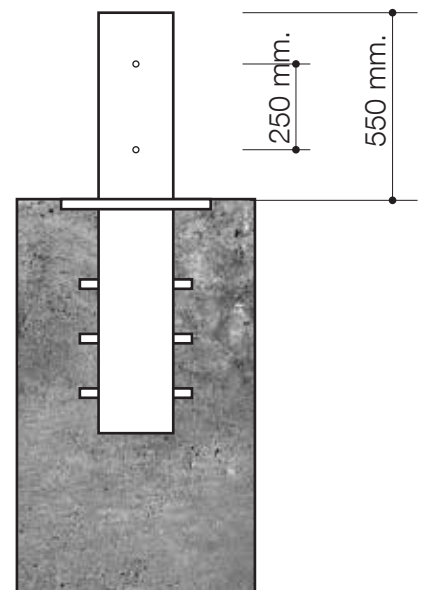
C13937_STRADA-2X2-C-STP



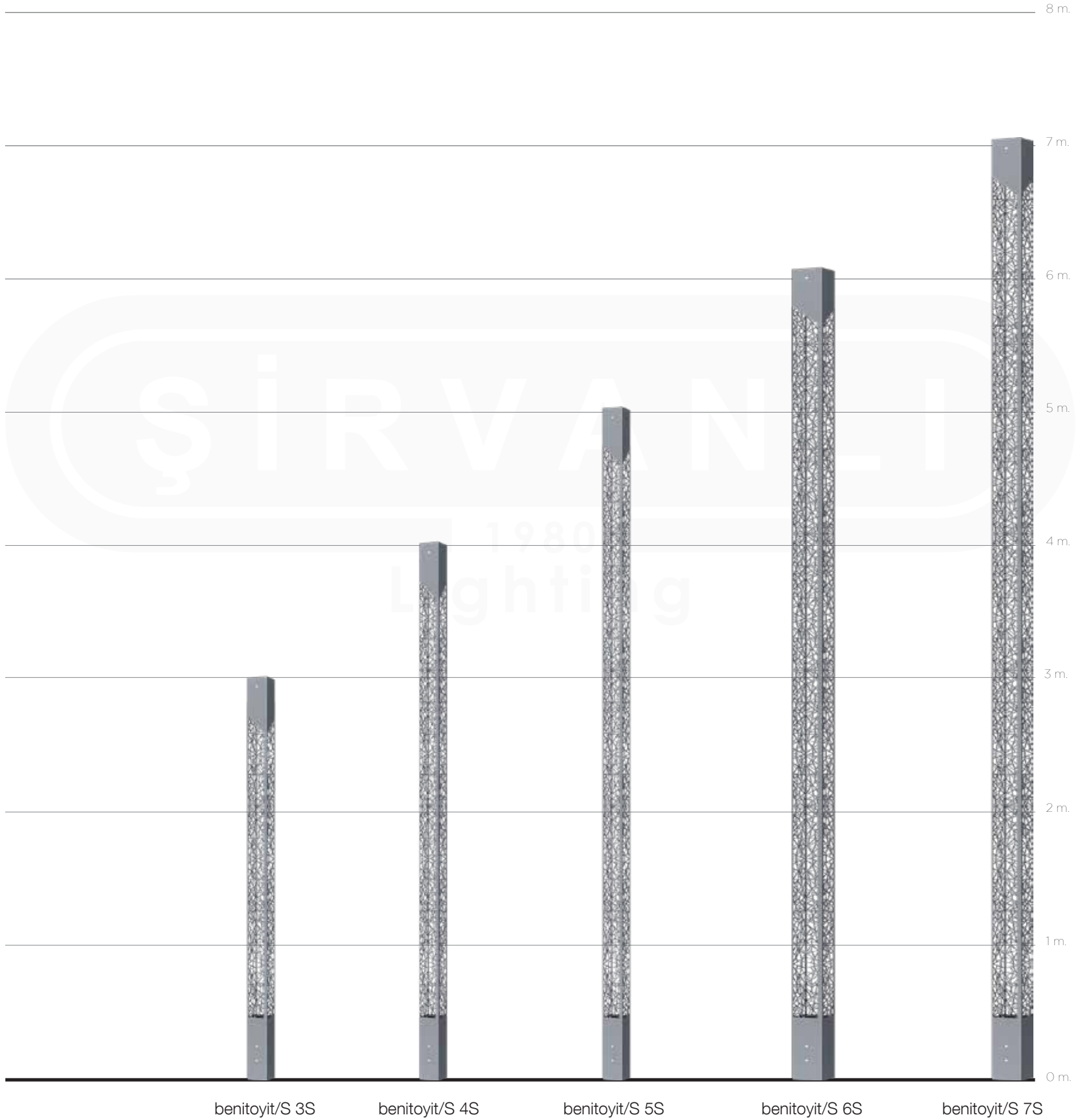
Dimensions: 50.0 mm x 50.0 mm

Height: 5.30 mm

Beam for area and street lighting such as parks and pedestrian walkways



benitoyit



8 m.

7 m.

6 m.

5 m.

4 m.

3 m.

2 m.

1 m.

0 m.

benitoyit/S 3S

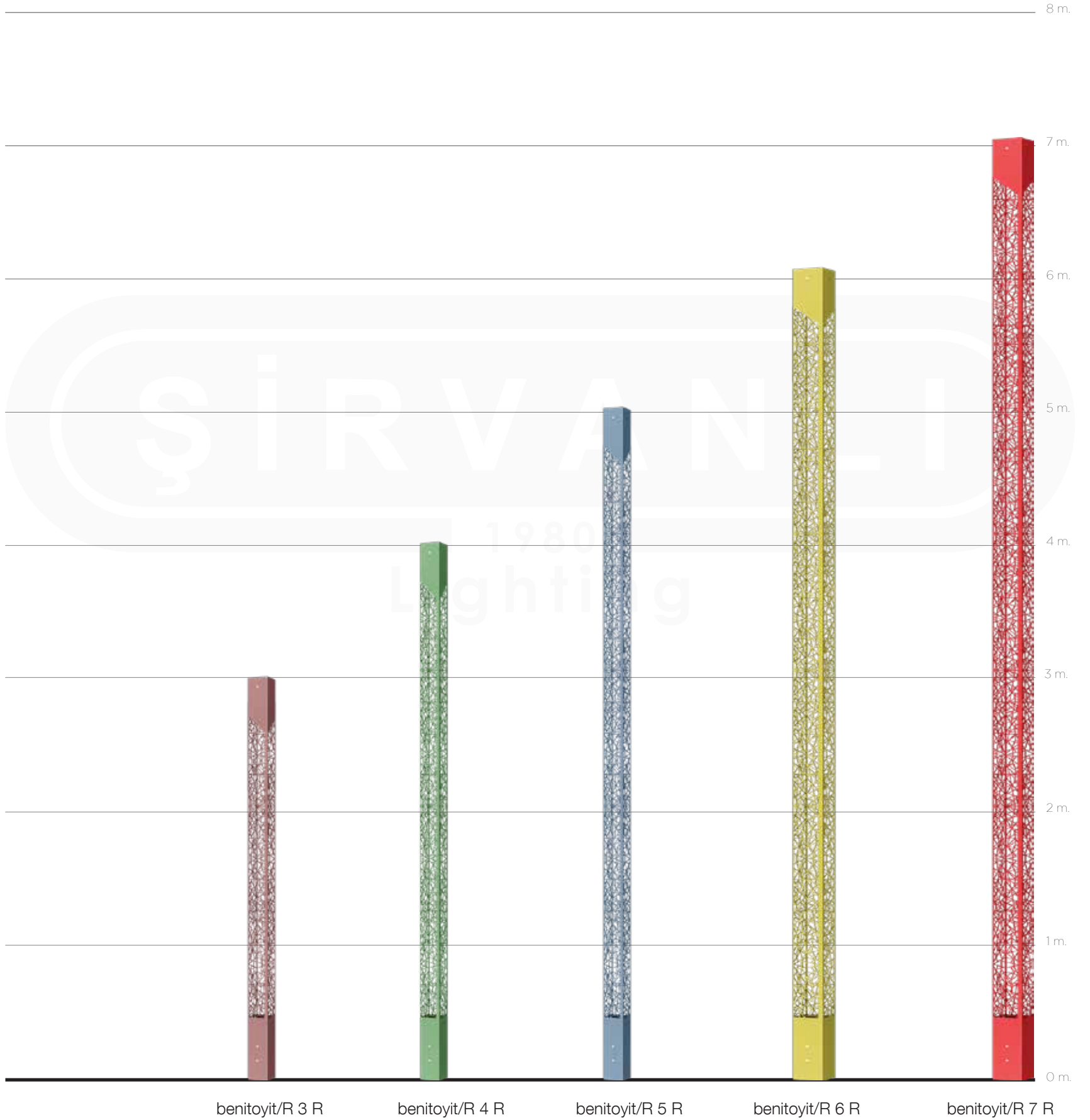
benitoyit/S 4S

benitoyit/S 5S

benitoyit/S 6S

benitoyit/S 7S

benitoyit



8 m.

7 m.

6 m.

5 m.

4 m.

3 m.

2 m.

1 m.

0 m.


benitoyit/R 3 R

benitoyit/R 4 R

benitoyit/R 5 R

benitoyit/R 6 R

benitoyit/R 7 R



Product Features

- Corrosion resistant aluminum housing
- Aluminum casting pedestal
- Steel and aluminum extrusion profile
- Aluminum die-cast and laser-cut patterned aluminum profile arms
- Corrosion-resistant stainless steel fasteners


Electrical Properties

- Current 700mA, 350mA (optional), 525mA (optional)
- Insulation class: CLASS I, CLASS II (optional)
- Energy class: A+
- Input Voltage: 220V - 240V, 120V - 277V (optional) at 50Hz / 60Hz
- Driver Options: Standart (ON/OFF) / DALI / Programmable led driver

Body Housing & Finish

- Electrostatic powder coating
- According to desired RAL code, electrostatic powder coating or wet paint over cataphoresis coating
- Wooden, natural stone and marble patterned transfer coating

Texture Coating Models



Marble- Granite texture coating



Wooden texture coating

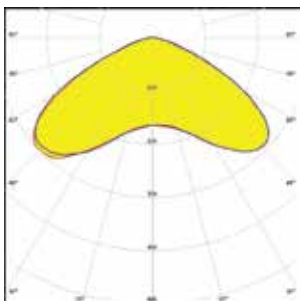
Luminaire Options

- Oltu S-R 4 / 24W / 2.880lm. / 3000k-4000k-6500k
- Oltu S-R 5 / 40W / 4.800lm. / 3000k-4000k-6500k
- Oltu S-R 6 / 54W / 6.480lm. / 3000k-4000k-6500k
- Oltu S-R 7 / 80W / 9.600lm. / 3000k-4000k-6500k

Optical Properties

- C13937_STRADA-2X2-C-STP 50x50 Ledil lens
- CRI > 70 (4000K), CRI > 80 (3000K)

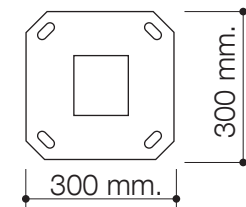
C13937_STRADA-2X2-C-STP



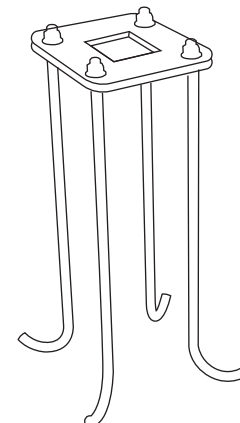
Dimensions: 50.0 mm x 50.0 mm

Height: 5.30 mm

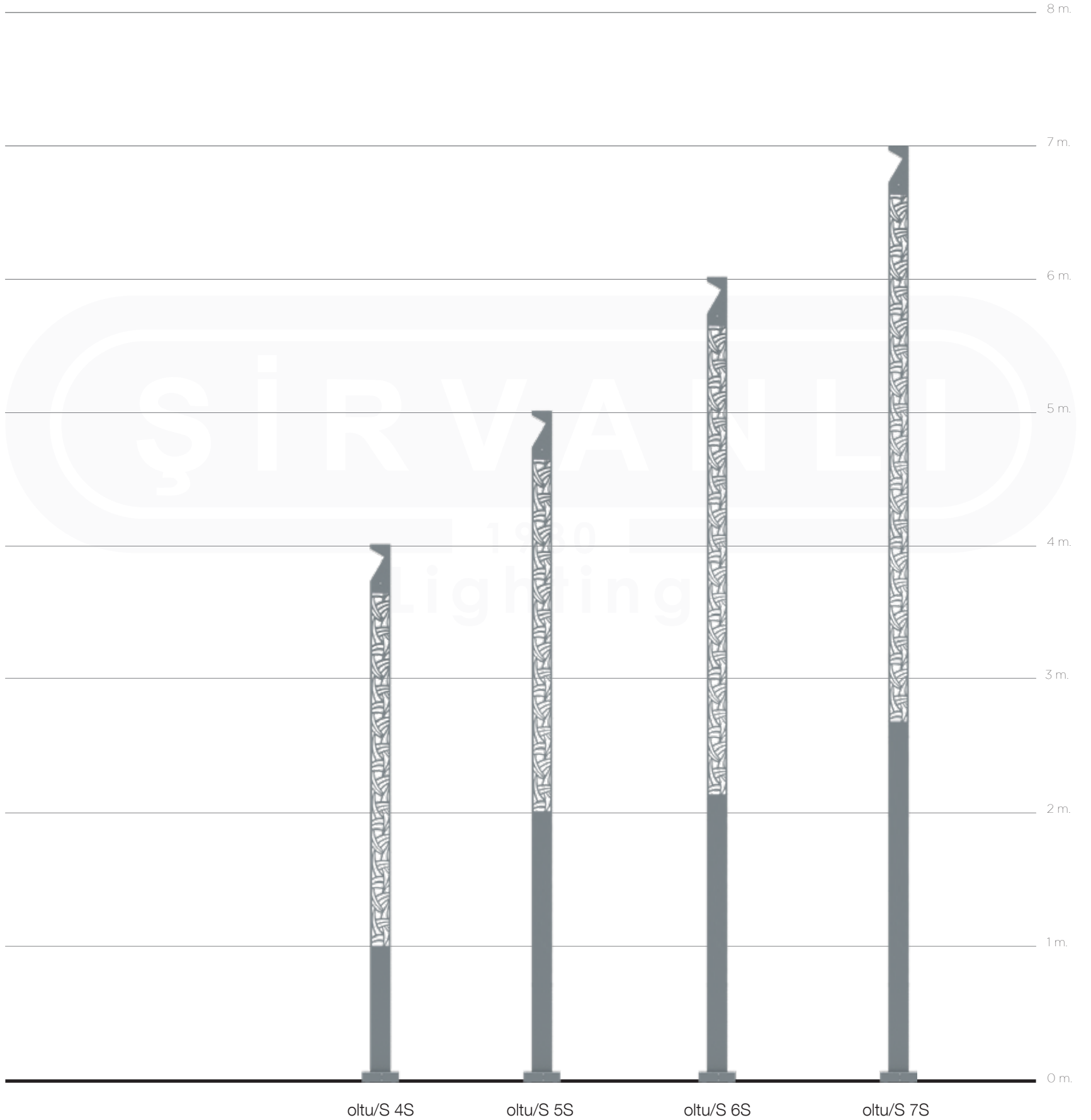
Beam for area and street lighting such as parks and pedestrian walkways



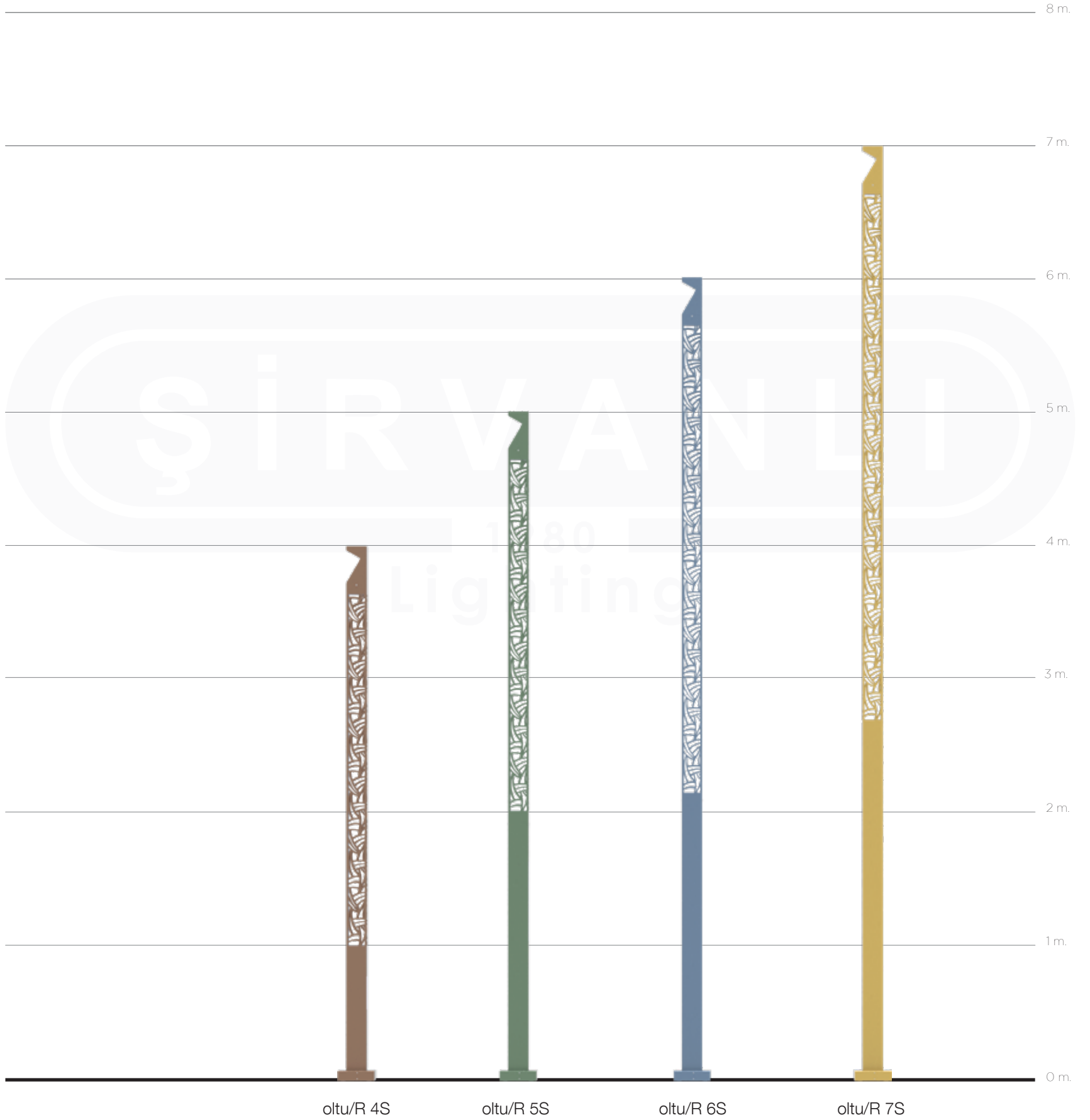
t: 15 mm.



oltu



oltu





selenite

selenite

Product Features

- Corrosion resistant die-cast aluminum housing
- Aluminum casting pedestal
- Steel and aluminum extrusion profile
- Aluminum die-cast and laser-cut patterned aluminum profile arms
- Corrosion-resistant stainless steel fasteners


Electrical Properties

- Current 700mA, 350mA (optional), 525mA (optional)
- Insulation class: CLASS I, CLASS II (optional)
- Energy class: A+
- Input Voltage: 220V - 240V, 120V - 277V (optional) at 50Hz / 60Hz
- Driver Options: Standart (ON/OFF) / DALI / Programmable led driver

Body Housing & Finish

- Electrostatic powder coating
- According to desired RAL code, electrostatic powder coating or wet paint over cataphoresis coating
- Wooden, natural stone and marble patterned transfer coating

Texture Coating Models



Marble- Granite texture coating



Wooden texture coating

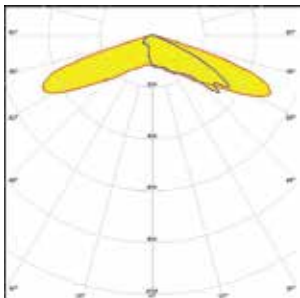
Luminaire Options

- Selenite / 24W / 2.880lm. / 3000k-4000k-6500k
- Selenite / 40W / 4.800lm. / 3000k-4000k-6500k
- Selenite / 54W / 6.480lm. / 3000k-4000k-6500k
- Selenite / 80W / 9.600lm. / 3000k-4000k-6500k

Optical Properties

- C13937_STRADA-2X2-C-STP 50x50 Ledil lens
- CRI > 70 (4000K), CRI > 80 (3000K)

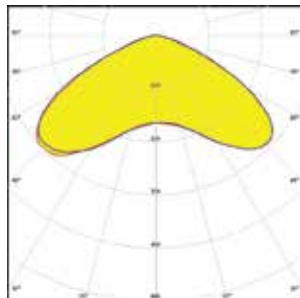
C16280_STRADA-2X2CSP-T3



Dimensions: 50.0 mm x 50.0 mm
Height: 6.40 mm

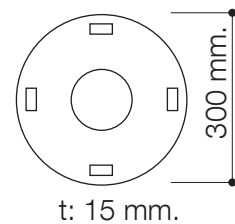
IESNA Type III (medium) beam for roads that are equal or wider than mounting height.

C13937_STRADA-2X2-C-STP

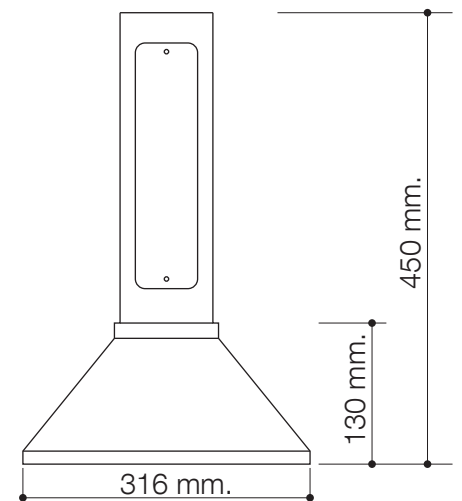
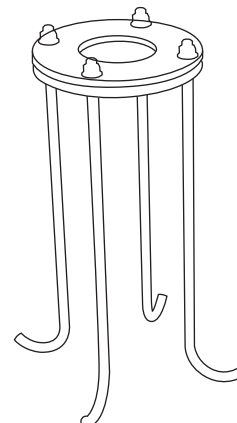


Dimensions: 50.0 mm x 50.0 mm
Height: 5.30 mm

Beam for area and street lighting such as parks and pedestrian walkways



t: 15 mm.



selenite



8 m.

7 m.

6 m.

5 m.

4 m.

3 m.

2 m.

1 m.

0 m.

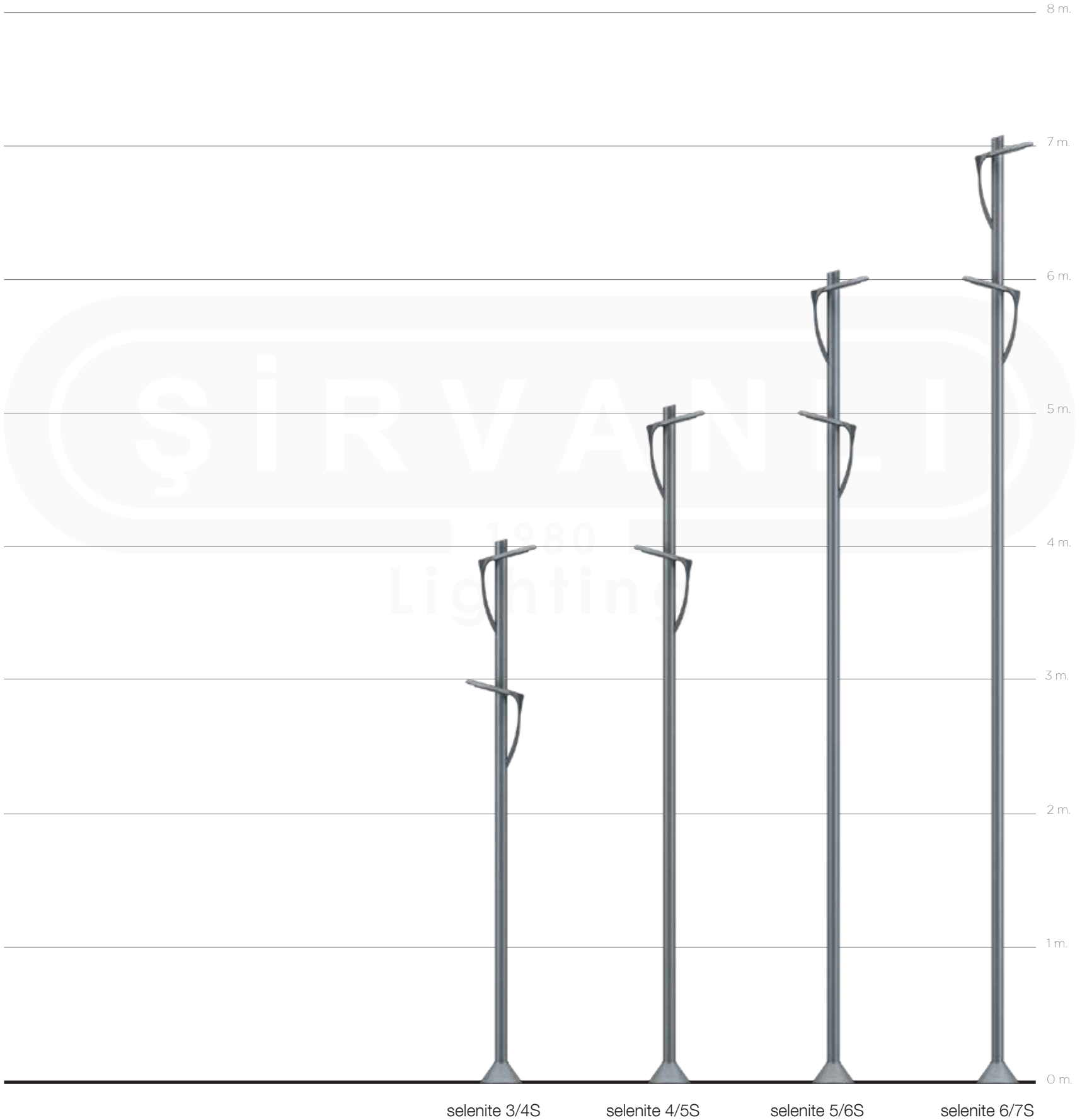
selenite 3S

selenite 4S

selenite 5S

selenite 6S

selenite



8 m.

7 m.

6 m.

5 m.

4 m.

3 m.

2 m.

1 m.


0 m.


selenite 3/4S

selenite 4/5S

selenite 5/6S

selenite 6/7S







seleneti B.

seleneti B.

Product Features

- Aluminum extrusion profile
- Corrosion-resistant stainless steel fasteners
- Aluminum casting patterns in endless options
- Aluminum die-cast and laser-cut patterned aluminum profile arms
- Corrosion-resistant stainless steel fasteners

Electrical Properties

- Current 700mA, 350mA (optional), 525mA (optional)
- Insulation class: CLASS I, CLASS II (optional)
- Energy class: A+
- Input Voltage: 220V - 240V, 120V - 277V (optional) at 50Hz / 60Hz
- Driver Options: Standart (ON/OFF) / DALI / Programmable led driver

Body Housing & Finish

- Electrostatic powder coating
- According to desired RAL code, electrostatic powder coating or wet paint over cataphoresis coating
- Wooden, natural stone and marble patterned transfer coating

Texture Coating Models



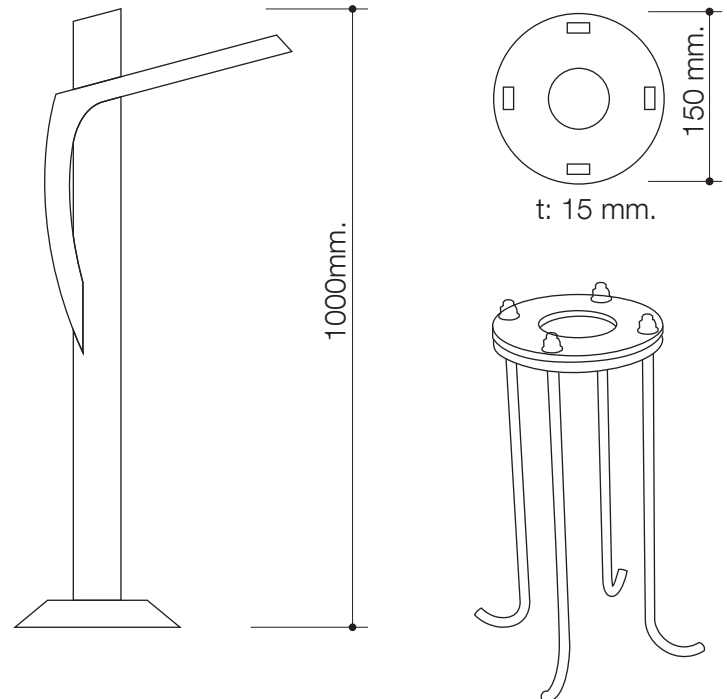
Marble- Granite texture coating




Wooden texture coating

Luminaire Options

- Seleneti B/ 16W / 1.920 / 3000k-4000k-6500k





granat.B.

granat B.

Product Features

- Aluminum extrusion profile
- Corrosion-resistant stainless steel fasteners
- Aluminum casting patterns in endless options
- Aluminum die-cast and laser-cut patterned aluminum profile arms
- Corrosion-resistant stainless steel fasteners


Electrical Properties

- Current 700mA, 350mA (optional), 525mA (optional)
- Insulation class: CLASS I, CLASS II (optional)
- Energy class: A+
- Input Voltage: 220V - 240V, 120V - 277V (optional) at 50Hz / 60Hz
- Driver Options: Standart (ON/OFF) / DALI / Programmable led driver

Body Housing & Finish

- Electrostatic powder coating
- According to desired RAL code, electrostatic powder coating or wet paint over cataphoresis coating
- Wooden, natural stone and marble patterned transfer coating

Texture Coating Models



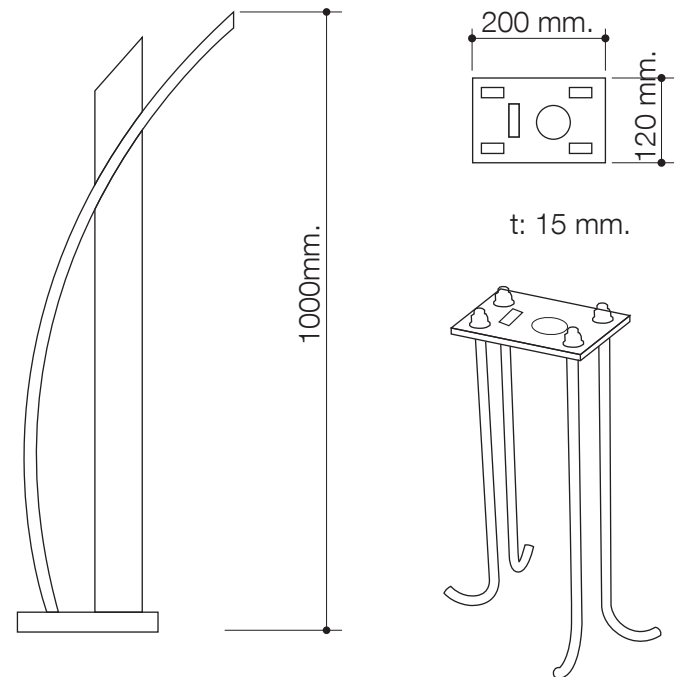
Marble- Granite texture coating



Wooden texture coating

Luminaire Options

- Granat B/ 16W / 1.920 / 3000k-4000k-6500k





sapphire

Product Features

- Corrosion resistant die-cast aluminum housing
- Aluminum casting pedestal
- Aluminum casting patterns in endless options
- Steel and aluminum extrusion profile
- Aluminum die-cast and laser-cut patterned aluminum profile arms
- Corrosion-resistant stainless steel fasteners

Electrical Properties

- Current 700mA, 350mA (optional), 525mA (optional)
- Insulation class: CLASS I, CLASS II (optional)
- Energy class: A+
- Input Voltage: 220V - 240V, 120V - 277V (optional) at 50Hz / 60Hz
- Driver Options: Standart (ON/OFF) / DALI / Programmable led driver

Body Housing & Finish

- Electrostatic powder coating
- According to desired RAL code, electrostatic powder coating or wet paint over cataphoresis coating
- Wooden, natural stone and marble patterned transfer coating

Texture Coating Models



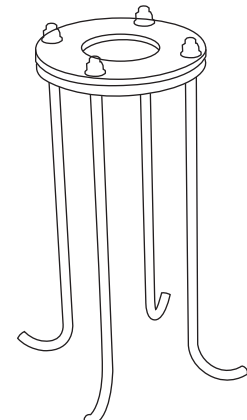
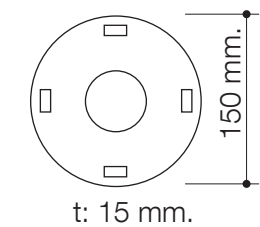
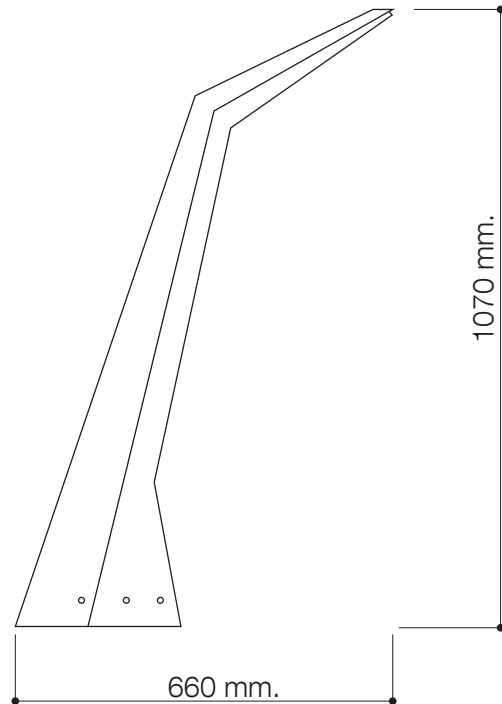
Marble- Granite texture coating




Wooden texture coating

Luminaire Options

- Sapphire/ 16W / 1.920 / 3000k-4000k-6500k





jade B.

jade B.

Product Features

- Aluminum extrusion profile
- Corrosion-resistant stainless steel fasteners
- Aluminum casting patterns in endless options
- Aluminum die-cast and laser-cut patterned aluminum profile arms
- Corrosion-resistant stainless steel fasteners

Electrical Properties

- Current 700mA, 350mA (optional), 525mA (optional)
- Insulation class: CLASS I, CLASS II (optional)
- Energy class: A+
- Input Voltage: 220V - 240V, 120V - 277V (optional) at 50Hz / 60Hz
- Driver Options: Standart (ON/OFF) / DALI / Programmable led driver

Body Housing & Finish

- Electrostatic powder coating
- According to desired RAL code, electrostatic powder coating or wet paint over cataphoresis coating
- Wooden, natural stone and marble patterned transfer coating

Texture Coating Models



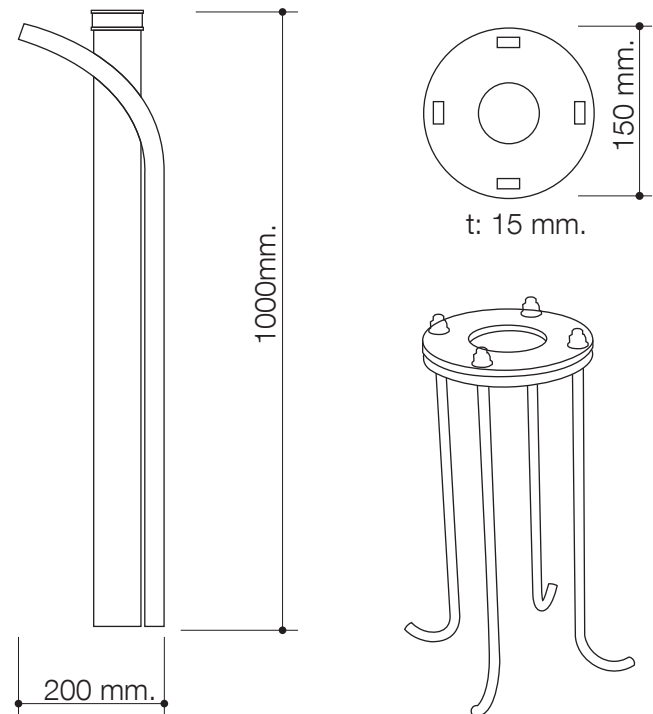
Marble- Granite texture coating



Wooden texture coating

Luminaire Options

- Jade B/ 16W / 1.920 / 3000k-4000k-6500k





zircon

Product Features

- Corrosion resistant die-cast aluminum housing
- Aluminum casting pedestal
- Aluminum casting patterns in endless options
- Steel and aluminum extrusion profile
- Aluminum die-cast and laser-cut patterned aluminum profile arms
- Corrosion-resistant stainless steel fasteners


Electrical Properties

- Current 700mA, 350mA (optional), 525mA (optional)
- Insulation class: CLASS I, CLASS II (optional)
- Energy class: A+
- Input Voltage: 220V - 240V, 120V - 277V (optional) at 50Hz / 60Hz
- Driver Options: Standart (ON/OFF) / DALI / Programmable led driver

Body Housing & Finish

- Electrostatic powder coating
- According to desired RAL code, electrostatic powder coating or wet paint over cataphoresis coating
- Wooden, natural stone and marble patterned transfer coating

Texture Coating Models



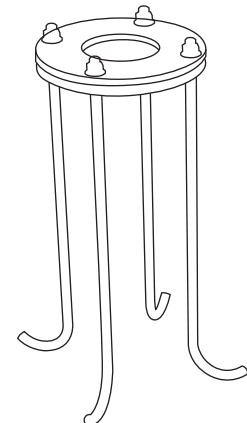
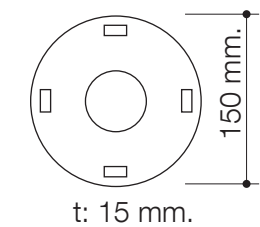
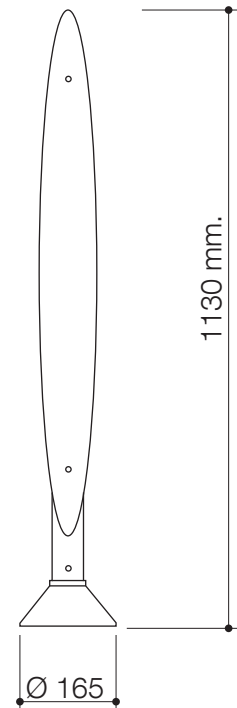
Marble- Granite texture coating



Wooden texture coating

Luminaire Options

- Zircon/ 16W / 1.920 / 3000k-4000k-6500k





celestine

celestine

Product Features

- Corrosion resistant die-cast aluminum housing
- Aluminum casting pedestal
- Aluminum casting patterns in endless options
- Steel and aluminum extrusion profile
- Aluminum die-cast and laser-cut patterned aluminum profile arms
- Corrosion-resistant stainless steel fasteners


Electrical Properties

- Current 700mA, 350mA (optional), 525mA (optional)
- Insulation class: CLASS I, CLASS II (optional)
- Energy class: A+
- Input Voltage: 220V - 240V, 120V - 277V (optional) at 50Hz / 60Hz
- Driver Options: Standart (ON/OFF) / DALI / Programmable led driver

Body Housing & Finish

- Electrostatic powder coating
- According to desired RAL code, electrostatic powder coating or wet paint over cataphoresis coating
- Wooden, natural stone and marble patterned transfer coating

Texture Coating Models



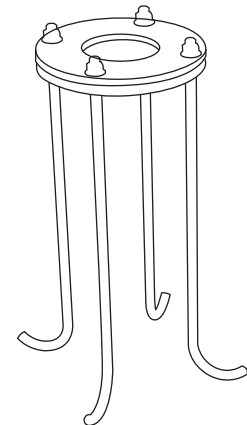
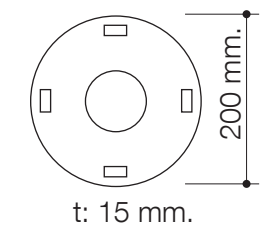
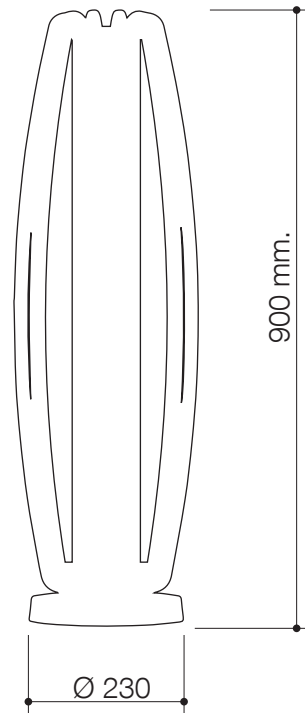
Marble- Granite texture coating



Wooden texture coating

Luminaire Options

- celestine/ 16W / 1.920 / 3000k-4000k-6500k





anyolite

anyolite

Product Features

- Corrosion resistant die-cast aluminum housing
- Aluminum casting pedestal
- Aluminum casting patterns in endless options
- Steel and aluminum extrusion profile
- Aluminum die-cast and laser-cut patterned aluminum profile arms
- Corrosion-resistant stainless steel fasteners


Electrical Properties

- Current 700mA, 350mA (optional), 525mA (optional)
- Insulation class: CLASS I, CLASS II (optional)
- Energy class: A+
- Input Voltage: 220V - 240V, 120V - 277V (optional) at 50Hz / 60Hz
- Driver Options: Standart (ON/OFF) / DALI / Programmable led driver

Body Housing & Finish

- Electrostatic powder coating
- According to desired RAL code, electrostatic powder coating or wet paint over cataphoresis coating
- Wooden, natural stone and marble patterned transfer coating

Texture Coating Models



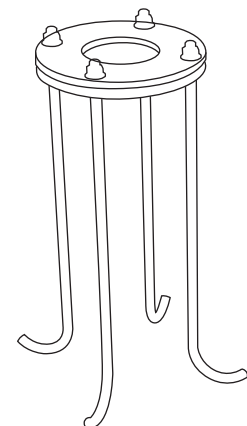
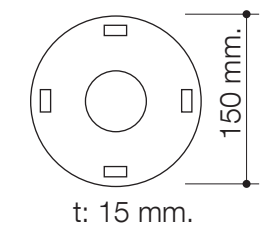
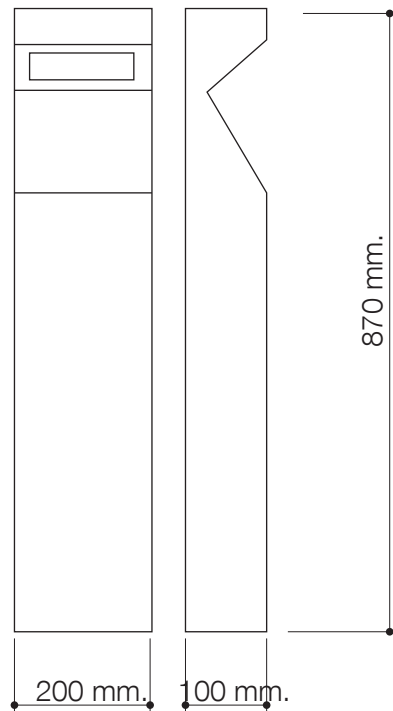
Marble- Granite texture coating



Wooden texture coating

Luminaire Options

- Anyolite16W / 1.920 / 3000k-4000k-6500k





sardonvx

sardonyx

Product Features

- Corrosion resistant die-cast aluminum housing
- Aluminum casting pedestal
- Aluminum casting patterns in endless options
- Steel and aluminum extrusion profile
- Aluminum die-cast and laser-cut patterned aluminum profile arms
- Corrosion-resistant stainless steel fasteners


Electrical Properties

- Current 700mA, 350mA (optional), 525mA (optional)
- Insulation class: CLASS I, CLASS II (optional)
- Energy class: A+
- Input Voltage: 220V - 240V, 120V - 277V (optional) at 50Hz / 60Hz
- Driver Options: Standart (ON/OFF) / DALI / Programmable led driver

Body Housing & Finish

- Electrostatic powder coating
- According to desired RAL code, electrostatic powder coating or wet paint over cataphoresis coating
- Wooden, natural stone and marble patterned transfer coating

Texture Coating Models



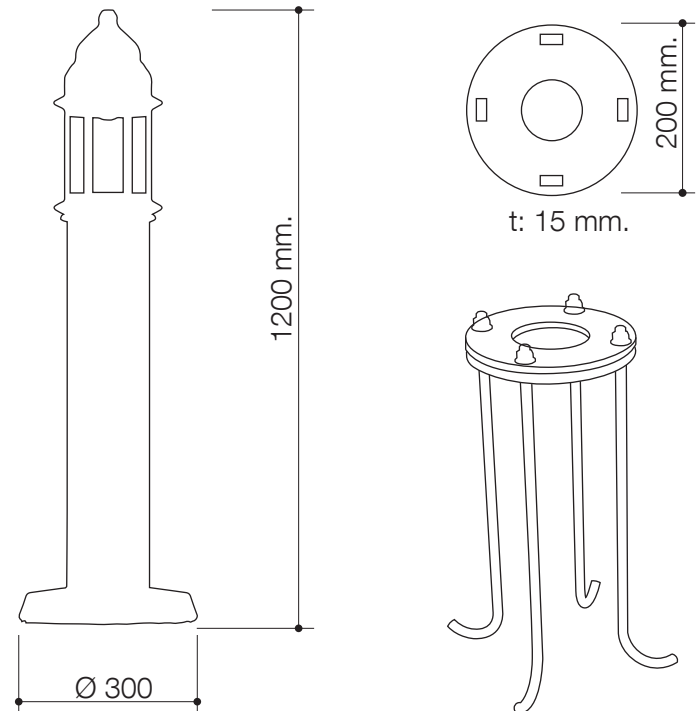
Marble- Granite texture coating



Wooden texture coating

Luminaire Options

- sardonyx/ 16W / 1.920 / 3000k-4000k-6500k





beryl B.

beryl B.

Product Features

- Corrosion resistant die-cast aluminum housing
- Aluminum casting pedestal
- Aluminum casting patterns in endless options
- Steel and aluminum extrusion profile
- Aluminum die-cast and laser-cut patterned aluminum profile arms
- Corrosion-resistant stainless steel fasteners

Electrical Properties

- Current 700mA, 350mA (optional), 525mA (optional)
- Insulation class: CLASS I, CLASS II (optional)
- Energy class: A+
- Input Voltage: 220V - 240V, 120V - 277V (optional) at 50Hz / 60Hz
- Driver Options: Standart (ON/OFF) / DALI / Programmable led driver

Body Housing & Finish

- Electrostatic powder coating
- According to desired RAL code, electrostatic powder coating or wet paint over cataphoresis coating
- Wooden, natural stone and marble patterned transfer coating

Texture Coating Models



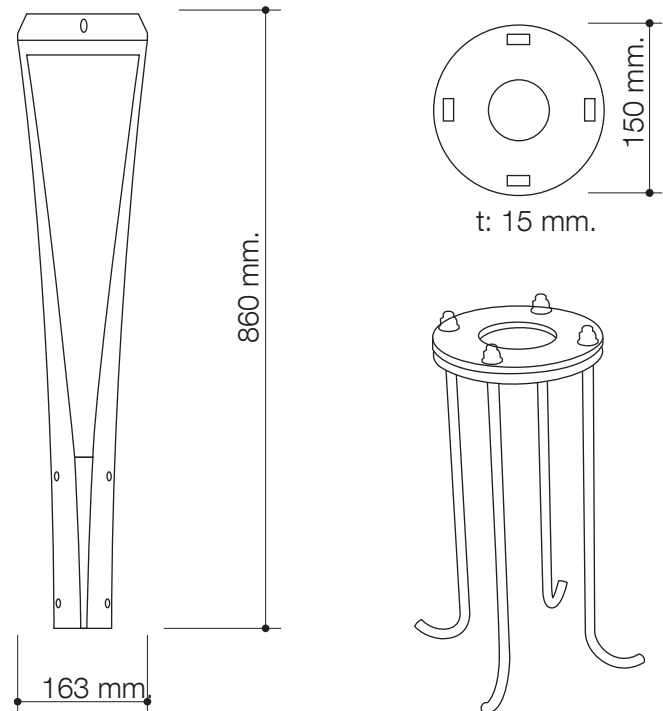
Marble- Granite texture coating




Wooden texture coating

Luminaire Options

- Beryl B./ 16W / 1.920 / 3000k-4000k-6500k





benitovit B.

benitoyit B.

Product Features

- Aluminum extrusion profile
- Corrosion-resistant stainless steel fasteners
- Aluminum casting patterns in endless options
- Aluminum die-cast and laser-cut patterned aluminum profile arms
- Corrosion-resistant stainless steel fasteners


Electrical Properties

- Current 700mA, 350mA (optional), 525mA (optional)
- Insulation class: CLASS I, CLASS II (optional)
- Energy class: A+
- Input Voltage: 220V - 240V, 120V - 277V (optional) at 50Hz / 60Hz
- Driver Options: Standart (ON/OFF) / DALI / Programmable led driver

Body Housing & Finish

- Electrostatic powder coating
- According to desired RAL code, electrostatic powder coating or wet paint over cataphoresis coating
- Wooden, natural stone and marble patterned transfer coating

Texture Coating Models



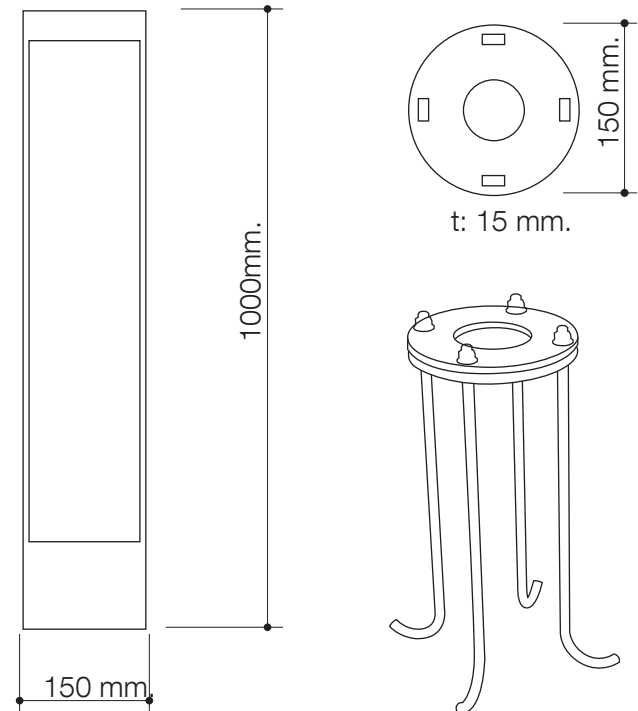

Marble- Granite texture coating



Wooden texture coating

Luminaire Options

- Benitoyit B/ 16W / 1.920 / 3000k-4000k-6500k





pyrite

Product Features

- Corrosion resistant die-cast aluminum housing
- Aluminum casting pedestal
- Aluminum casting patterns in endless options
- Steel and aluminum extrusion profile
- Aluminum die-cast and laser-cut patterned aluminum profile arms
- Corrosion-resistant stainless steel fasteners


Electrical Properties

- Current 700mA, 350mA (optional), 525mA (optional)
- Insulation class: CLASS I, CLASS II (optional)
- Energy class: A+
- Input Voltage: 220V - 240V, 120V - 277V (optional) at 50Hz / 60Hz
- Driver Options: Standart (ON/OFF) / DALI / Programmable led driver

Body Housing & Finish

- Electrostatic powder coating
- According to desired RAL code, electrostatic powder coating or wet paint over cataphoresis coating
- Wooden, natural stone and marble patterned transfer coating

Texture Coating Models



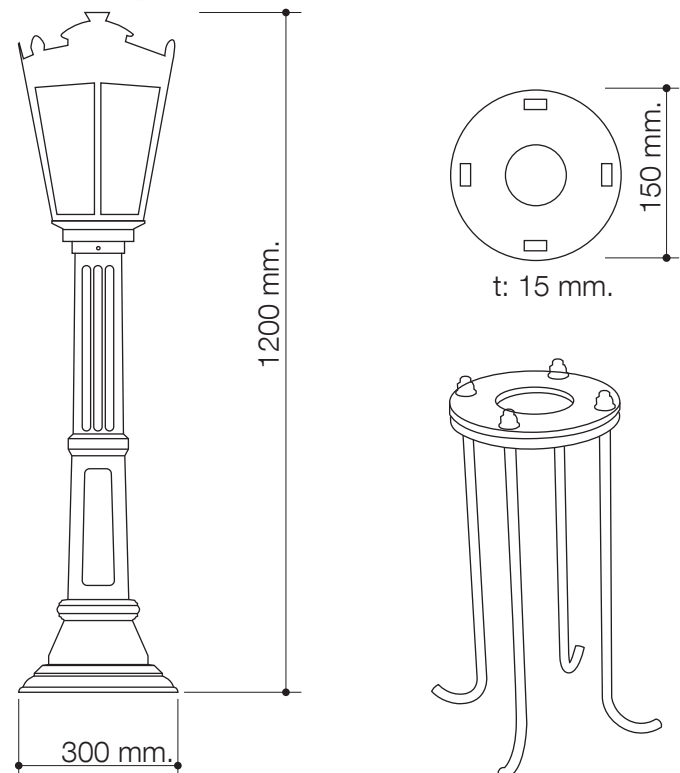
Marble- Granite texture coating



Wooden texture coating

Luminaire Options

- Pyrite / 16W / 1.920 / 3000k-4000k-6500k





tourmaline

Product Features

- Corrosion resistant die-cast aluminum housing
- Aluminum casting pedestal
- Aluminum casting patterns in endless options
- Steel and aluminum extrusion profile
- Aluminum die-cast and laser-cut patterned aluminum profile arms
- Corrosion-resistant stainless steel fasteners


Electrical Properties

- Current 700mA, 350mA (optional), 525mA (optional)
- Insulation class: CLASS I, CLASS II (optional)
- Energy class: A+
- Input Voltage: 220V - 240V, 120V - 277V (optional) at 50Hz / 60Hz
- Driver Options: Standart (ON/OFF) / DALI / Programmable led driver

Body Housing & Finish

- Electrostatic powder coating
- According to desired RAL code, electrostatic powder coating or wet paint over cataphoresis coating
- Wooden, natural stone and marble patterned transfer coating

Texture Coating Models



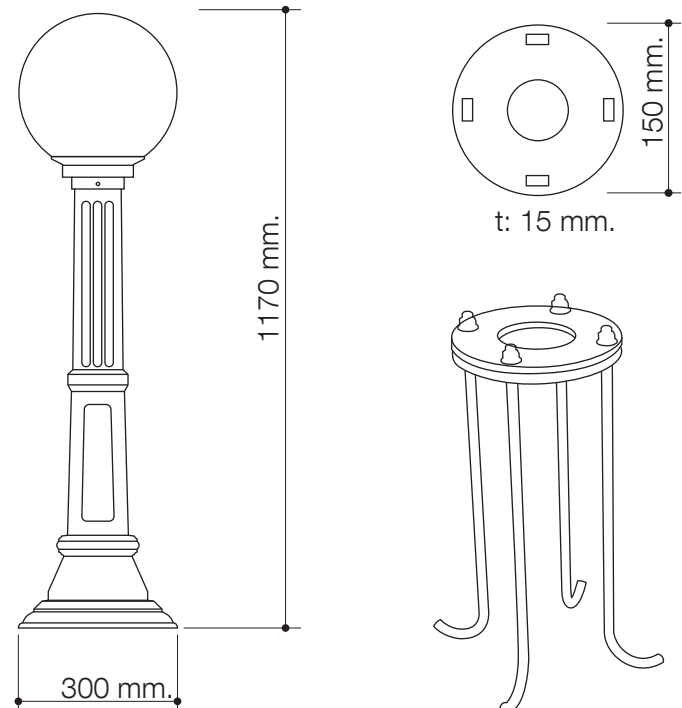
Marble- Granite texture coating



Wooden texture coating

Luminaire Options

- Tourmaline / 16W / E27/ 3000k-4000k





almandine

almandine

Product Features

- Corrosion resistant die-cast aluminum housing
- Aluminum casting pedestal
- Aluminum casting patterns in endless options
- Steel and aluminum extrusion profile
- Aluminum die-cast and laser-cut patterned aluminum profile arms
- Corrosion-resistant stainless steel fasteners


Electrical Properties

- Current 700mA, 350mA (optional), 525mA (optional)
- Insulation class: CLASS I, CLASS II (optional)
- Energy class: A+
- Input Voltage: 220V - 240V, 120V - 277V (optional) at 50Hz / 60Hz
- Driver Options: Standart (ON/OFF) / DALI / Programmable led driver

Body Housing & Finish

- Electrostatic powder coating
- According to desired RAL code, electrostatic powder coating or wet paint over cataphoresis coating
- Wooden, natural stone and marble patterned transfer coating

Texture Coating Models





Marble- Granite texture coating



Wooden texture coating

Luminaire Options

- Almandine/ 16W / E27/ 3000k-4000k





citrine B.

citrine B.

Product Features

- Corrosion resistant die-cast aluminum housing
- Aluminum casting pedestal
- Aluminum casting patterns in endless options
- Steel and aluminum extrusion profile
- Aluminum die-cast and laser-cut patterned aluminum profile arms
- Corrosion-resistant stainless steel fasteners


Electrical Properties

- Current 700mA, 350mA (optional), 525mA (optional)
- Insulation class: CLASS I, CLASS II (optional)
- Energy class: A+
- Input Voltage: 220V - 240V, 120V - 277V (optional) at 50Hz / 60Hz
- Driver Options: Standart (ON/OFF) / DALI / Programmable led driver

Body Housing & Finish

- Electrostatic powder coating
- According to desired RAL code, electrostatic powder coating or wet paint over cataphoresis coating
- Wooden, natural stone and marble patterned transfer coating

Texture Coating Models



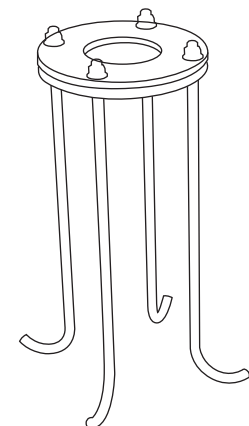
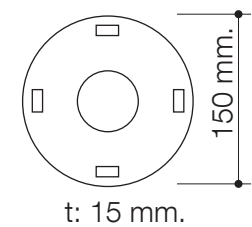
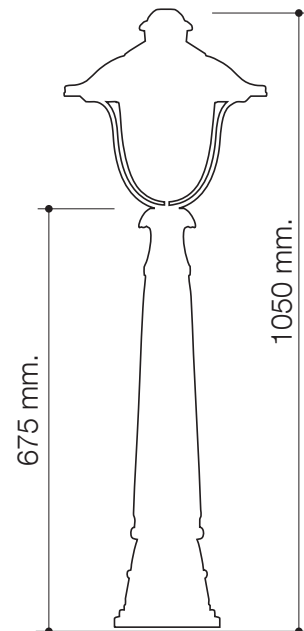
Marble- Granite texture coating




Wooden texture coating

Luminaire Options

- Citrine/ 16W / E27/ 3000k-4000k









obsidian

Product Features

- Corrosion resistant die-cast aluminum housing
- Aluminum casting pedestal
- Aluminum casting patterns in endless options
- Steel and aluminum extrusion profile
- Aluminum die-cast and laser-cut patterned aluminum profile arms
- Corrosion-resistant stainless steel fasteners
- Transparent or opaque diffuser option


Electrical Properties

- Current 700mA, 350mA (optional), 525mA (optional)
- Insulation class: CLASS I, CLASS II (optional)
- Energy class: A+
- Input Voltage: 220V - 240V, 120V - 277V (optional) at 50Hz / 60Hz
- Driver Options: Standart (ON/OFF) / DALI / Programmable led driver

Body Housing & Finish

- Electrostatic powder coating
- According to desired RAL code, electrostatic powder coating or wet paint over cataphoresis coating
- Wooden, natural stone and marble patterned transfer coating

Texture Coating Models




Marble- Granite texture coating



Wooden texture coating

Luminaire Options

- Obsidian / 27W / 3.240lm. / 3000k-4000k-6500k
- Obsidian / 54W / 6.480lm. / 3000k-4000k-6500k
- Obsidian / 80W / 9.600lm. / 3000k-4000k-6500k
- Obsidian / 100W / 12.000lm. / 3000k-4000k-6500k





jasper

Product Features

- Corrosion resistant die-cast aluminum housing
- Aluminum casting pedestal
- Aluminum casting patterns in endless options
- Steel and aluminum extrusion profile
- Aluminum die-cast and laser-cut patterned aluminum profile arms
- Corrosion-resistant stainless steel fasteners
- Transparent or opaque diffuser option

Body Housing & Finish

- Electrostatic powder coating
- According to desired RAL code, electrostatic powder coating or wet paint over cataphoresis coating
- Wooden, natural stone and marble patterned transfer coating

Luminaire Options


- Jasper / 27W / 3.240lm. / 3000k-4000k-6500k
- Jasper / 54W / 6.480lm. / 3000k-4000k-6500k
- Jasper / 80W / 9.600lm. / 3000k-4000k-6500k
- Jasper / 100W / 12.000lm. / 3000k-4000k-6500k



Electrical Properties

- Current 700mA, 350mA (optional), 525mA (optional)
- Insulation class: CLASS I, CLASS II (optional)
- Energy class: A+
- Input Voltage: 220V - 240V, 120V - 277V (optional) at 50Hz / 60Hz
- Driver Options: Standart (ON/OFF) / DALI / Programmable led driver

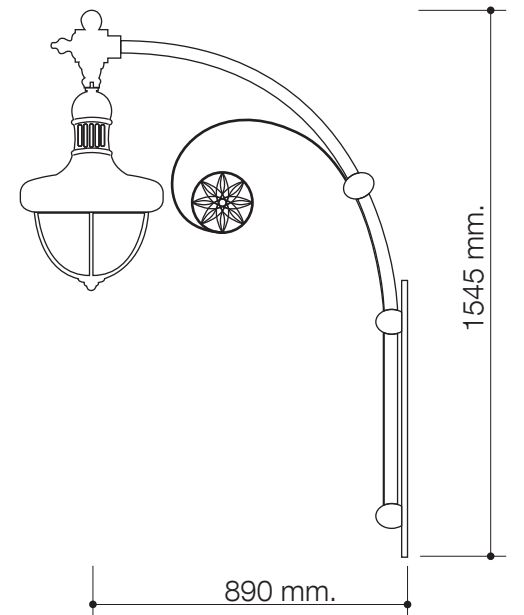
Texture Coating Models



Marble- Granite texture coating



Wooden texture coating





carnelian

carnelian

Product Features

- Corrosion resistant die-cast aluminum housing
- Aluminum casting pedestal
- Aluminum casting patterns in endless options
- Steel and aluminum extrusion profile
- Aluminum die-cast and laser-cut patterned aluminum profile arms
- Corrosion-resistant stainless steel fasteners
- Transparent or opaque diffuser option


Electrical Properties

- Current 700mA, 350mA (optional), 525mA (optional)
- Insulation class: CLASS I, CLASS II (optional)
- Energy class: A+
- Input Voltage: 220V - 240V, 120V - 277V (optional) at 50Hz / 60Hz
- Driver Options: Standart (ON/OFF) / DALI / Programmable led driver

Body Housing & Finish

- Electrostatic powder coating
- According to desired RAL code, electrostatic powder coating or wet paint over cataphoresis coating
- Wooden, natural stone and marble patterned transfer coating

Texture Coating Models



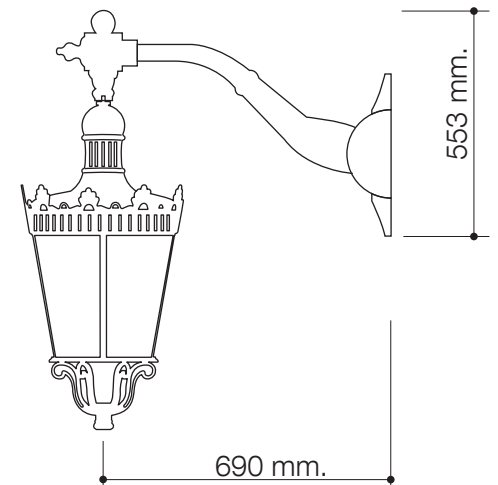

Marble- Granite texture coating



Wooden texture coating

Luminaire Options

- Carnelian / 27W / 3.240lm. / 3000k-4000k-6500k
- Carnelian / 54W / 6.480lm. / 3000k-4000k-6500k
- Carnelian / 80W / 9.600lm. / 3000k-4000k-6500k
- Carnelian / 100W / 12.000lm. / 3000k-4000k-6500k





ruby

Product Features

- Corrosion resistant die-cast aluminum housing
- Aluminum casting pedestal
- Aluminum casting patterns in endless options
- Steel and aluminum extrusion profile
- Aluminum die-cast and laser-cut patterned aluminum profile arms
- Corrosion-resistant stainless steel fasteners
- Transparent or opaque diffuser option


Electrical Properties

- Current 700mA, 350mA (optional), 525mA (optional)
- Insulation class: CLASS I, CLASS II (optional)
- Energy class: A+
- Input Voltage: 220V - 240V, 120V - 277V (optional) at 50Hz / 60Hz
- Driver Options: Standart (ON/OFF) / DALI / Programmable led driver

Body Housing & Finish

- Electrostatic powder coating
- According to desired RAL code, electrostatic powder coating or wet paint over cataphoresis coating
- Wooden, natural stone and marble patterned transfer coating

Texture Coating Models



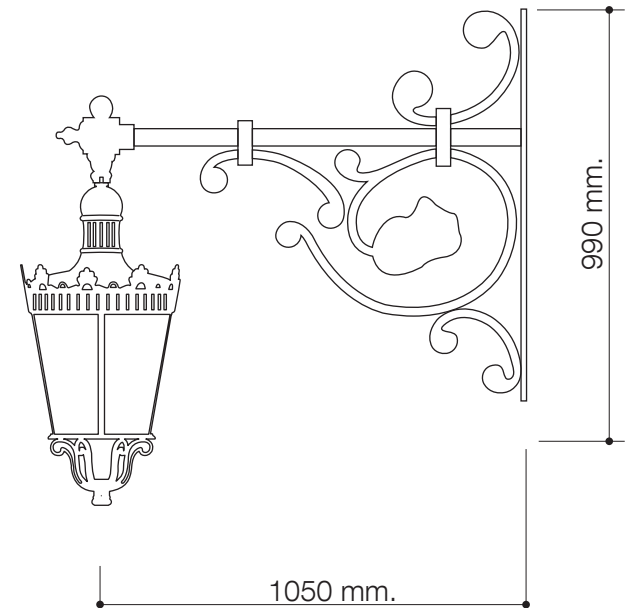
Marble- Granite texture coating



Wooden texture coating

Luminaire Options

- Ruby / 27W / 3.240lm. / 3000k-4000k-6500k
- Ruby / 54W / 6.480lm. / 3000k-4000k-6500k
- Ruby / 80W / 9.600lm. / 3000k-4000k-6500k
- Ruby / 100W / 12.000lm. / 3000k-4000k-6500k





lavender

lavender

Product Features

- Corrosion resistant die-cast aluminum housing
- Aluminum casting pedestal
- Aluminum casting patterns in endless options
- Steel and aluminum extrusion profile
- Aluminum die-cast and laser-cut patterned aluminum profile arms
- Corrosion-resistant stainless steel fasteners


Electrical Properties

- Current 700mA, 350mA (optional), 525mA (optional)
- Insulation class: CLASS I, CLASS II (optional)
- Energy class: A+
- Input Voltage: 220V - 240V, 120V - 277V (optional) at 50Hz / 60Hz
- Driver Options: Standart (ON/OFF) / DALI / Programmable led driver

Body Housing & Finish

- Electrostatic powder coating
- According to desired RAL code, electrostatic powder coating or wet paint over cataphoresis coating
- Wooden, natural stone and marble patterned transfer coating

Texture Coating Models



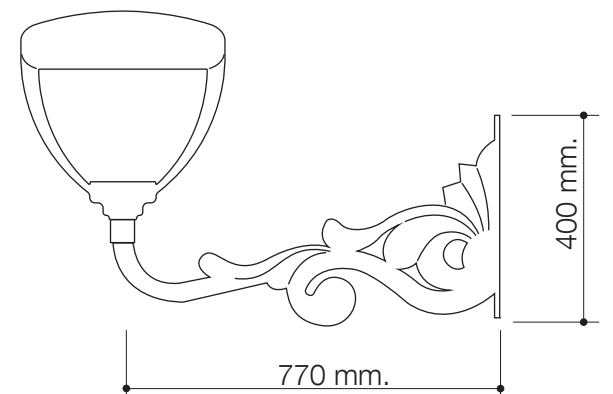

Marble- Granite texture coating



Wooden texture coating

Luminaire Options

- Lavender / 27W / 3.240lm. / 3000k-4000k-6500k
- Lavender / 54W / 6.480lm. / 3000k-4000k-6500k
- Lavender / 80W / 9.600lm. / 3000k-4000k-6500k
- Lavender / 100W / 12.000lm. / 3000k-4000k-6500k





sodalite

sodalite

Product Features

- Corrosion resistant die-cast aluminum housing
- Aluminum casting pedestal
- Aluminum casting patterns in endless options
- Steel and aluminum extrusion profile
- Aluminum die-cast and laser-cut patterned aluminum profile arms
- Corrosion-resistant stainless steel fasteners

Electrical Properties

- Current 700mA, 350mA (optional), 525mA (optional)
- Insulation class: CLASS I, CLASS II (optional)
- Energy class: A+
- Input Voltage: 220V - 240V, 120V - 277V (optional) at 50Hz / 60Hz
- Driver Options: Standart (ON/OFF) / DALI / Programmable led driver

Body Housing & Finish

- Electrostatic powder coating
- According to desired RAL code, electrostatic powder coating or wet paint over cataphoresis coating
- Wooden, natural stone and marble patterned transfer coating

Texture Coating Models



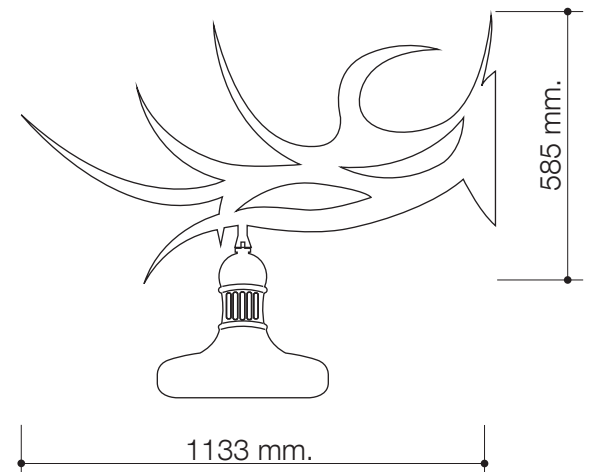

Marble- Granite texture coating



Wooden texture coating

Luminaire Options

- Sodalite / 27W / 3.240lm. / 3000k-4000k-6500k
- Sodalite / 54W / 6.480lm. / 3000k-4000k-6500k
- Sodalite / 80W / 9.600lm. / 3000k-4000k-6500k
- Sodalite / 100W / 12.000lm. / 3000k-4000k-6500k





morganite

Product Features

- Corrosion resistant die-cast aluminum housing
- Aluminum casting pedestal
- Aluminum casting patterns in endless options
- Steel and aluminum extrusion profile
- Aluminum die-cast and laser-cut patterned aluminum profile arms
- Corrosion-resistant stainless steel fasteners
- Transparent or opaque diffuser option

Body Housing & Finish

- Electrostatic powder coating
- According to desired RAL code, electrostatic powder coating or wet paint over cataphoresis coating
- Wooden, natural stone and marble patterned transfer coating

Luminaire Options

- Morganite / 27W / 3.240lm. / 3000k-4000k-6500k
- Morganite / 54W / 6.480lm. / 3000k-4000k-6500k
- Morganite / 80W / 9.600lm. / 3000k-4000k-6500k
- Morganite / 100W / 12.000lm. / 3000k-4000k-6500k

Electrical Properties

- Current 700mA, 350mA (optional), 525mA (optional)
- Insulation class: CLASS I, CLASS II (optional)
- Energy class: A+
- Input Voltage: 220V - 240V, 120V - 277V (optional) at 50Hz / 60Hz
- Driver Options: Standart (ON/OFF) / DALI / Programmable led driver

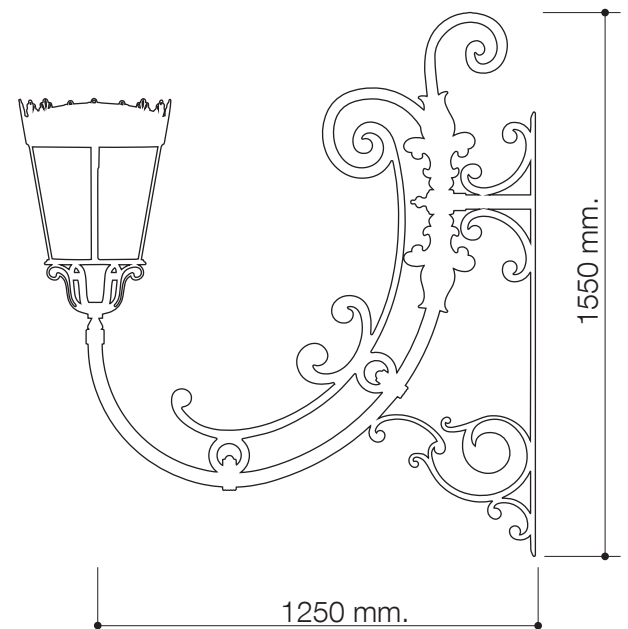
Texture Coating Models



Marble- Granite texture coating



Wooden texture coating





heliodor

Product Features

- Corrosion resistant die-cast aluminum housing
- Aluminum casting pedestal
- Aluminum casting patterns in endless options
- Steel and aluminum extrusion profile
- Aluminum die-cast and laser-cut patterned aluminum profile arms
- Corrosion-resistant stainless steel fasteners
- Transparent or opaque diffuser option


Electrical Properties

- Current 700mA, 350mA (optional), 525mA (optional)
- Insulation class: CLASS I, CLASS II (optional)
- Energy class: A+
- Input Voltage: 220V - 240V, 120V - 277V (optional) at 50Hz / 60Hz
- Driver Options: Standart (ON/OFF) / DALI / Programmable led driver

Body Housing & Finish

- Electrostatic powder coating
- According to desired RAL code, electrostatic powder coating or wet paint over cataphoresis coating
- Wooden, natural stone and marble patterned transfer coating

Texture Coating Models



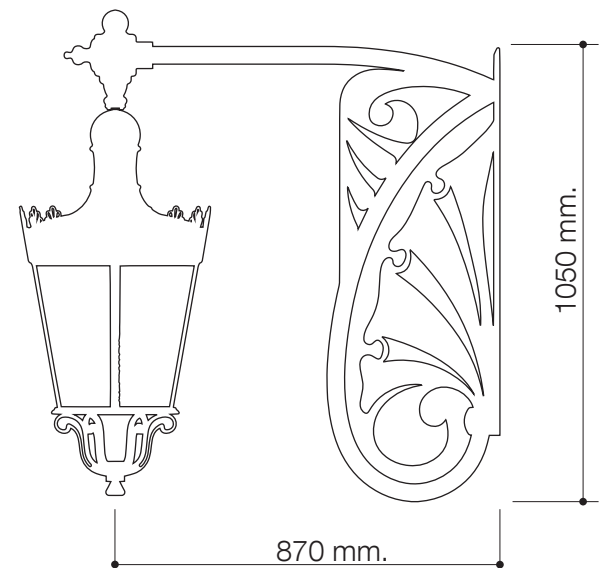

Marble- Granite texture coating



Wooden texture coating

Luminaire Options

- Heliodor / 27W / 3.240lm. / 3000k-4000k-6500k
- Heliodor / 54W / 6.480lm. / 3000k-4000k-6500k
- Heliodor / 80W / 9.600lm. / 3000k-4000k-6500k
- Heliodor / 100W / 12.000lm. / 3000k-4000k-6500k





calcite

calcite

Product Features


- Corrosion resistant die-cast aluminum housing
- Aluminum casting pedestal
- Aluminum casting patterns in endless options
- Steel and aluminum extrusion profile
- Aluminum die-cast and laser-cut patterned aluminum profile arms
- Corrosion-resistant stainless steel fasteners
- Transparent or opaque diffuser option

Body Housing & Finish

- Electrostatic powder coating
- According to desired RAL code, electrostatic powder coating or wet paint over cataphoresis coating
- Wooden, natural stone and marble patterned transfer coating

Luminaire Options

- Calcite / 27W / 3.240lm. / 3000k-4000k-6500k
- Calcite / 54W / 6.480lm. / 3000k-4000k-6500k
- Calcite / 80W / 9.600lm. / 3000k-4000k-6500k
- Calcite / 100W / 12.000lm. / 3000k-4000k-6500k



Electrical Properties

- Current 700mA, 350mA (optional), 525mA (optional)
- Insulation class: CLASS I, CLASS II (optional)
- Energy class: A+
- Input Voltage: 220V - 240V, 120V - 277V (optional) at 50Hz / 60Hz
- Driver Options: Standart (ON/OFF) / DALI / Programmable led driver


Texture Coating Models



Marble- Granite texture coating



Wooden texture coating





azurite

Product Features

- Corrosion resistant die-cast aluminum housing
- Aluminum casting pedestal
- Aluminum casting patterns in endless options
- Steel and aluminum extrusion profile
- Aluminum die-cast and laser-cut patterned aluminum profile arms
- Corrosion-resistant stainless steel fasteners


Electrical Properties

- Current 700mA, 350mA (optional), 525mA (optional)
- Insulation class: CLASS I, CLASS II (optional)
- Energy class: A+
- Input Voltage: 220V - 240V, 120V - 277V (optional) at 50Hz / 60Hz
- Driver Options: Standart (ON/OFF) / DALI / Programmable led driver

Body Housing & Finish

- Electrostatic powder coating
- According to desired RAL code, electrostatic powder coating or wet paint over cataphoresis coating
- Wooden, natural stone and marble patterned transfer coating

Texture Coating Models



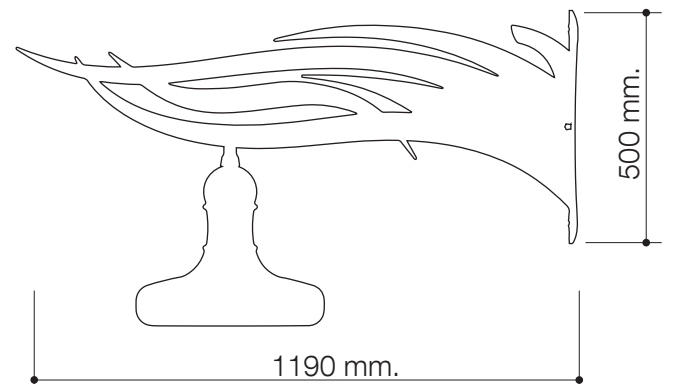

Marble- Granite texture coating




Wooden texture coating

Luminaire Options

- Azurita / 27W / 3.240lm. / 3000k-4000k-6500k
- Azurita / 54W / 6.480lm. / 3000k-4000k-6500k
- Azurita / 80W / 9.600lm. / 3000k-4000k-6500k
- Azurita / 100W / 12.000lm. / 3000k-4000k-6500k





lage

Product Features

- Corrosion resistant die-cast aluminum housing
- Aluminum casting pedestal
- Aluminum casting patterns in endless options
- Steel and aluminum extrusion profile
- Aluminum die-cast and laser-cut patterned aluminum profile arms
- Corrosion-resistant stainless steel fasteners


Electrical Properties

- Current 700mA, 350mA (optional), 525mA (optional)
- Insulation class: CLASS I, CLASS II (optional)
- Energy class: A+
- Input Voltage: 220V - 240V, 120V - 277V (optional) at 50Hz / 60Hz
- Driver Options: Standart (ON/OFF) / DALI / Programmable led driver

Body Housing & Finish

- Electrostatic powder coating
- According to desired RAL code, electrostatic powder coating or wet paint over cataphoresis coating
- Wooden, natural stone and marble patterned transfer coating

Texture Coating Models



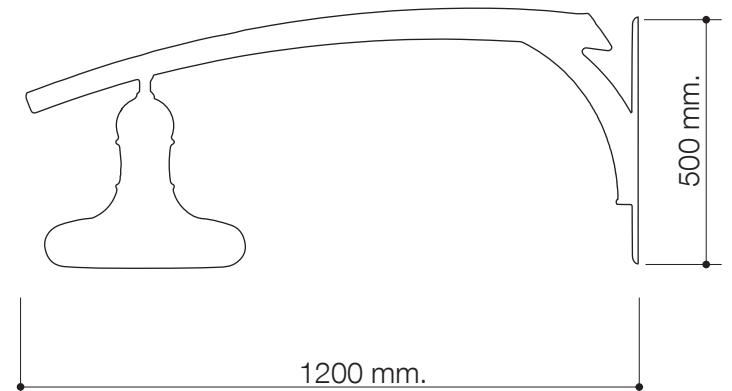
Marble- Granite texture coating



Wooden texture coating

Luminaire Options

- Lage / 27W / 3.240lm. / 3000k-4000k-6500k
- Lage / 54W / 6.480lm. / 3000k-4000k-6500k
- Lage / 80W / 9.600lm. / 3000k-4000k-6500k
- Lage / 100W / 12.000lm. / 3000k-4000k-6500k





citrine wl.

citrine wl.

Product Features

- Corrosion resistant die-cast aluminum housing
- Aluminum casting patterns in endless options
- Corrosion-resistant stainless steel fasteners

Body Housing & Finish

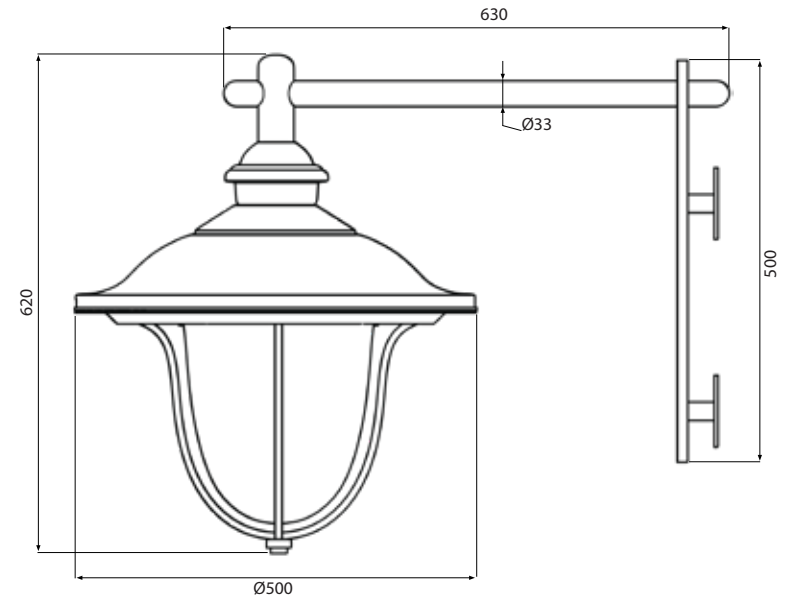
- Electrostatic powder coating
- According to desired RAL code, electrostatic powder coating or wet paint over cataphoresis coating


Luminaire Options


- Citrine wl. / 60W / 6.600lm. / 3000k-4000k-6500k

Electrical Properties

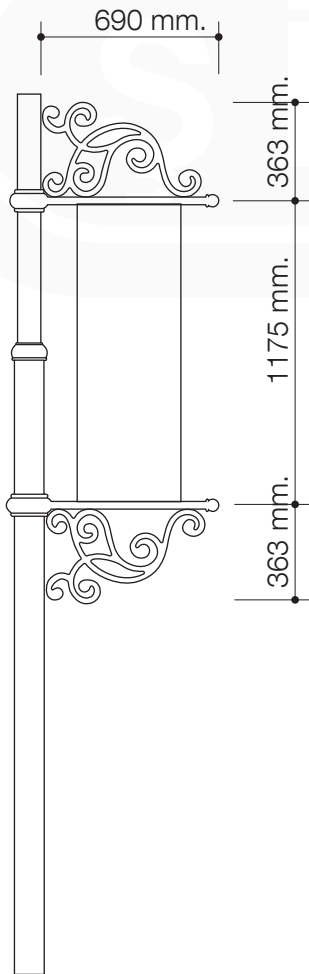
Paint	: RAL 9005 TEXTURE
Light Color	: 3000-6500K
CRI	: CRI>70-80 / IP66 / IK08
LED	: MID-POWER LED / NICHIA LED
Driver	: PHILIPS METAL CASE DRIVER / IP67



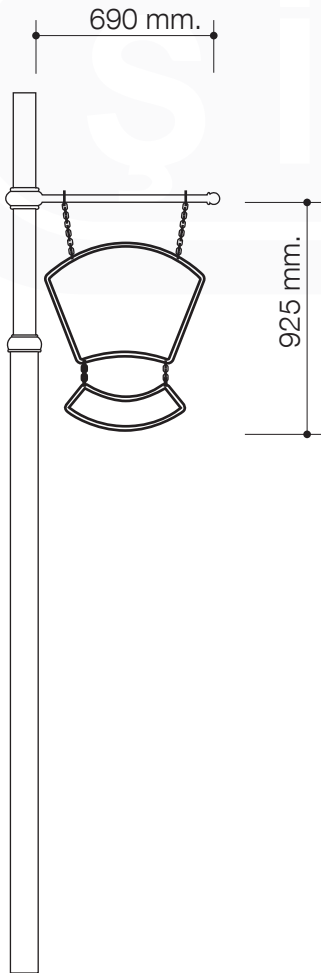




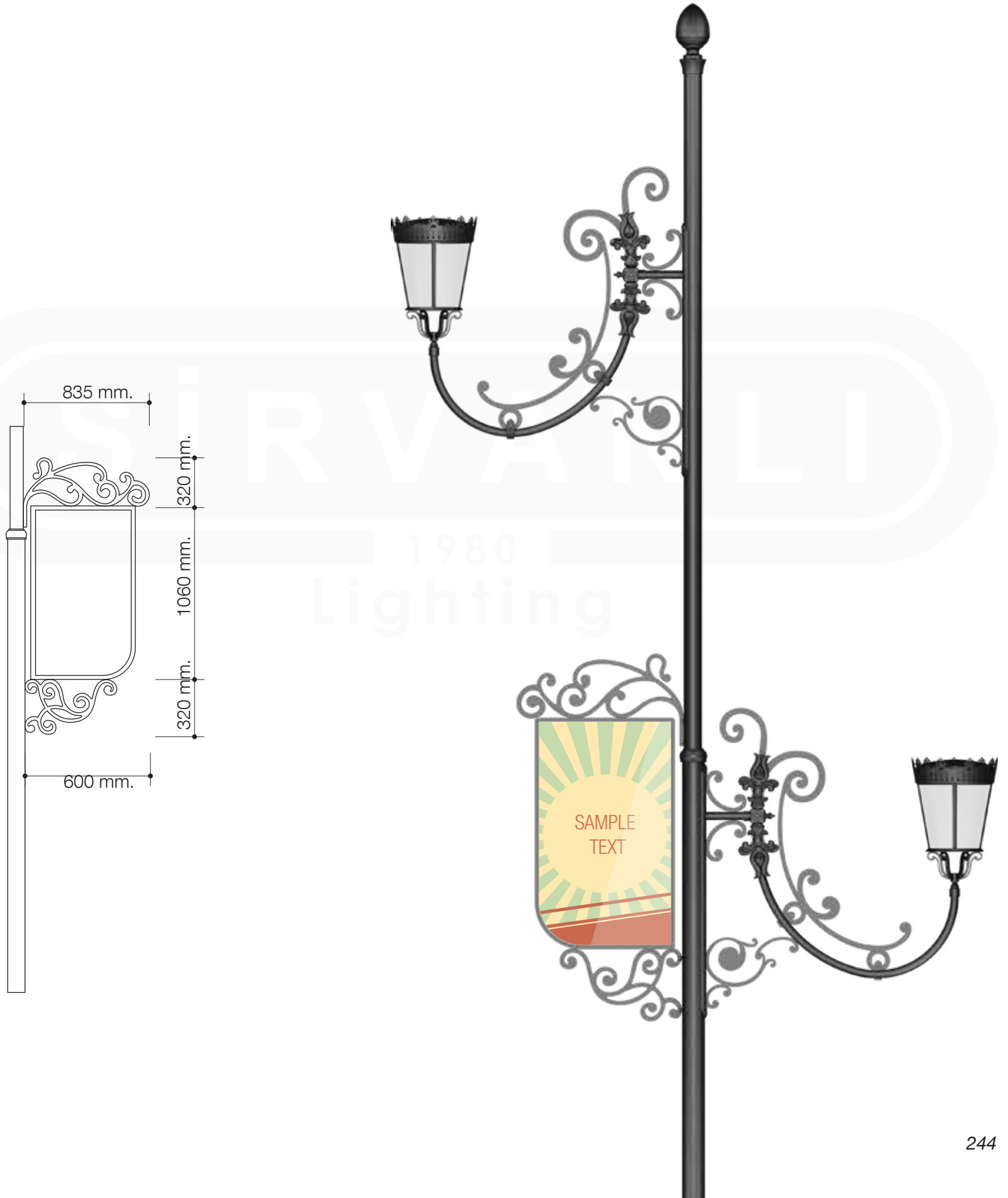
acc/19



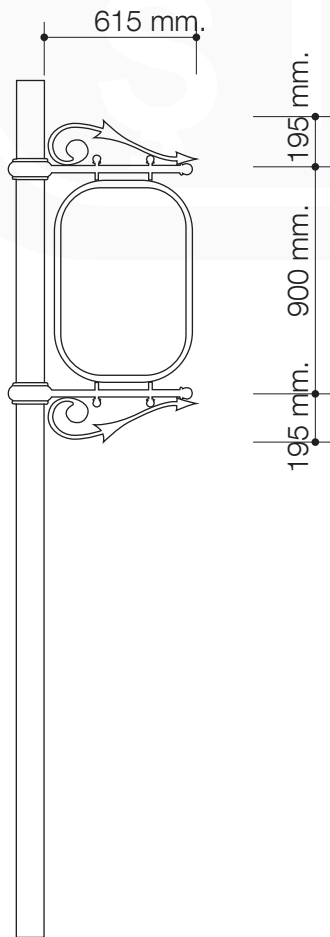
acc/92





acc/17



acc/12









iguazu


Product Features

- Corrosion resistant die-cast aluminum housing
- Aluminum casting patterns in endless options
- Corrosion-resistant stainless steel fasteners

Body Housing & Finish

- Electrostatic powder coating
- According to desired RAL code, electrostatic powder coating or wet paint over cataphoresis coating
- Wooden, natural stone and marble patterned transfer coating

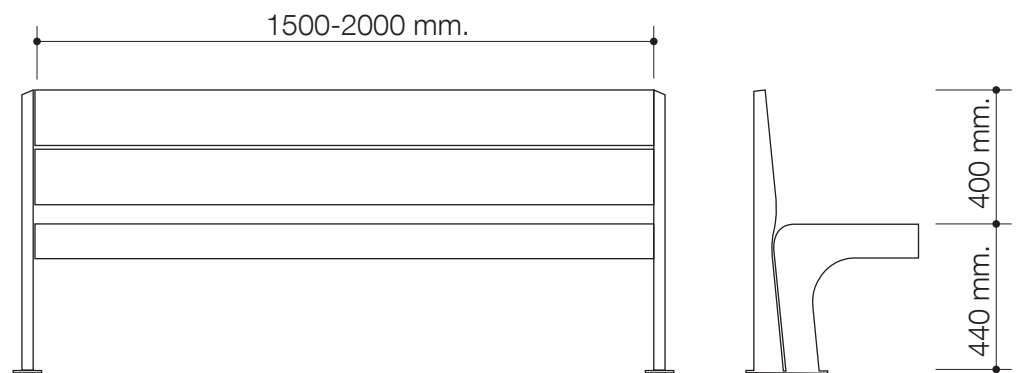
Texture Coating Models



Marble- Granite texture coating



Wooden texture coating





sagarmatha

sagarmatha


Product Features

- Corrosion resistant die-cast aluminum housing
- Aluminum casting patterns in endless options
- Corrosion-resistant stainless steel fasteners

Body Housing & Finish

- Electrostatic powder coating
- According to desired RAL code, electrostatic powder coating or wet paint over cataphoresis coating
- Wooden, natural stone and marble patterned transfer coating

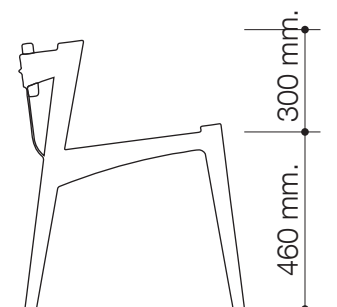
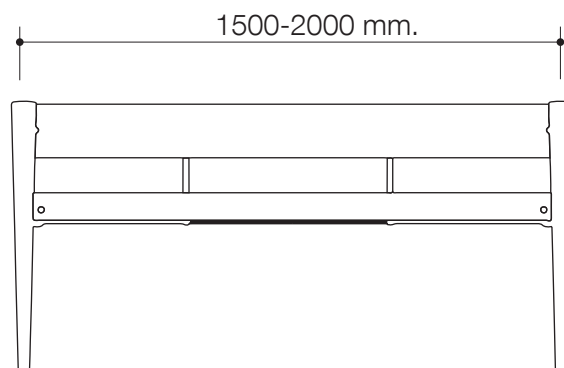
Texture Coating Models



Marble- Granite texture coating



Wooden texture coating





galapagos

galapagos


Product Features

- Corrosion resistant die-cast aluminum housing
- Aluminum casting patterns in endless options
- Corrosion-resistant stainless steel fasteners

Body Housing & Finish

- Electrostatic powder coating
- According to desired RAL code, electrostatic powder coating or wet paint over cataphoresis coating
- Wooden, natural stone and marble patterned transfer coating

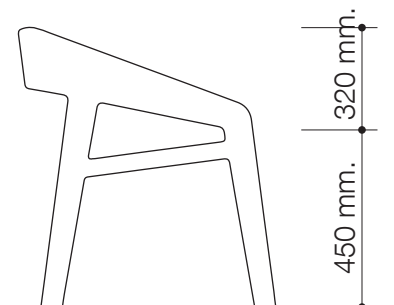
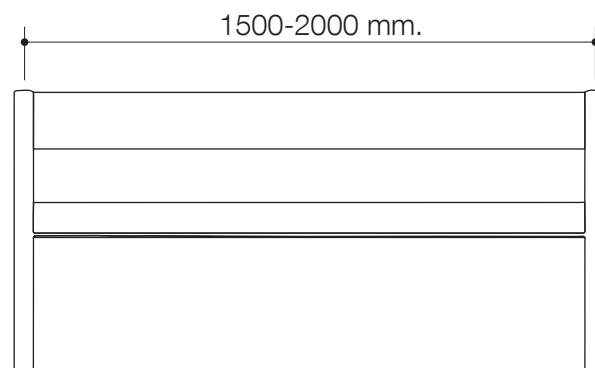
Texture Coating Models



Marble- Granite texture coating



Wooden texture coating





serengeti

serengeti


Product Features

- Corrosion resistant die-cast aluminum housing
- Aluminum casting patterns in endless options
- Corrosion-resistant stainless steel fasteners

Body Housing & Finish

- Electrostatic powder coating
- According to desired RAL code, electrostatic powder coating or wet paint over cataphoresis coating
- Wooden, natural stone and marble patterned transfer coating

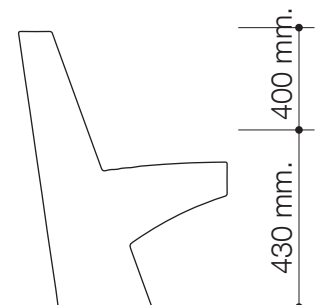
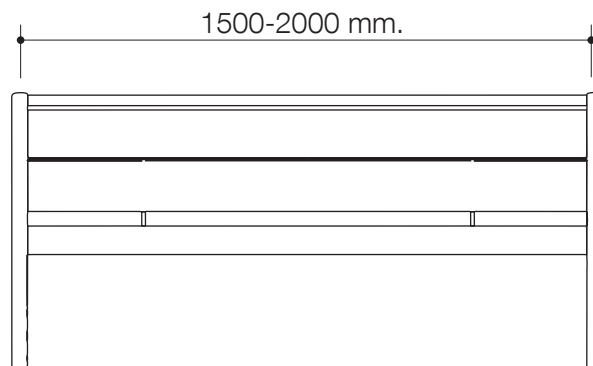
Texture Coating Models



Marble- Granite texture coating



Wooden texture coating



iguazu byc.



iguazu byc.


Product Features

- Corrosion resistant die-cast aluminum housing
- Aluminum casting patterns in endless options
- Corrosion-resistant stainless steel fasteners

Body Housing & Finish

- Electrostatic powder coating
- According to desired RAL code, electrostatic powder coating or wet paint over cataphoresis coating
- Wooden, natural stone and marble patterned transfer coating

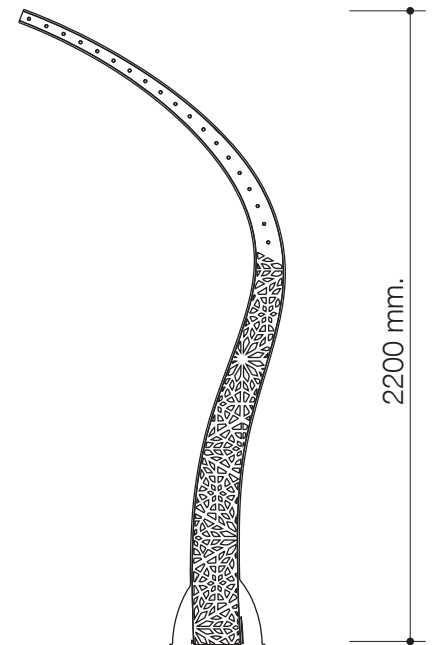
Texture Coating Models



Marble- Granite texture coating



Wooden texture coating



2200 mm.

serengeti trash


Product Features

- Corrosion resistant die-cast aluminum housing
- Aluminum casting patterns in endless options
- Corrosion-resistant stainless steel fasteners

Body Housing & Finish

- Electrostatic powder coating
- According to desired RAL code, electrostatic powder coating or wet paint over cataphoresis coating
- Wooden, natural stone and marble patterned transfer coating

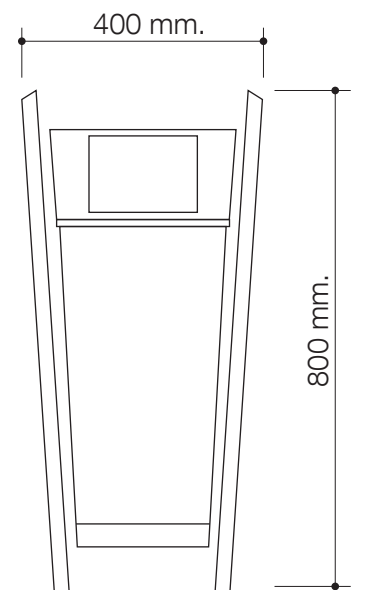
Texture Coating Models



Marble- Granite texture coating



Wooden texture coating



iguazu trash


Product Features

- Corrosion resistant die-cast aluminum housing
- Aluminum casting patterns in endless options
- Corrosion-resistant stainless steel fasteners

Body Housing & Finish

- Electrostatic powder coating
- According to desired RAL code, electrostatic powder coating or wet paint over cataphoresis coating
- Wooden, natural stone and marble patterned transfer coating

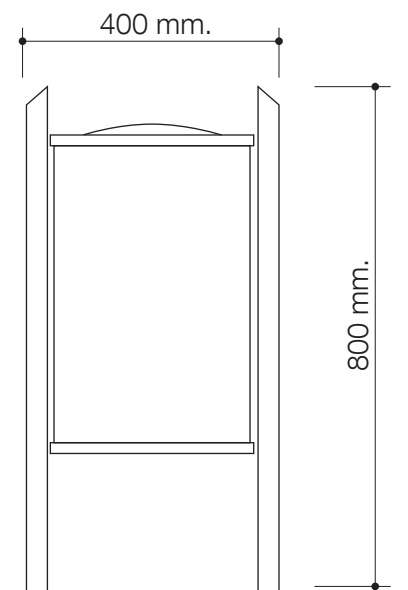
Texture Coating Models




Marble- Granite texture coating



Wooden texture coating





Sultan Orhan Mah. 1176/2 Sk. Gebze - KOCAELI / TURKEY
Tel: +90 (262) 643 04 75 (Pbx) - Fax: +90 (262) 643 04 77
www.sirvanlilighting.com - info@sirvanli.com